

APRIL 2026

Nifty Passive Insight

Monthly updates on ETFs
and Index Funds



Overview

Markets entered March 2026 amid renewed global uncertainty sparked by developments in West Asia, influencing risk sentiment worldwide. Passive AUM declined from Rs.14.84 lakh crore in February to Rs.13.73 lakh crore in March, reflecting the broader volatility seen across equity and commodity markets.

While the 7.46% month on month pullback in passive AUM in March was broad-based, a sizable number of 118 schemes recorded AUM expansion, while 559 passive schemes registered a contraction. Despite valuation pressure, passive scheme count continued to edge higher, with AMCs introducing 11 new schemes during the month, lifting the total number of passive schemes to 688 in March from 677 in February. Passive folio count also edged higher, increasing from 5.40 crore in February to 5.54 crore in March. Moreover, the passive industry recorded net inflows of Rs.30,237 crore in March, suggesting investors used the volatility triggered by global headline risk as an entry point rather than an exit signal.

ETFs bore the brunt of mark to market impact, with AUM declining 8.06% to Rs.10.66 lakh crore. Yet flows into ETFs remained strong at Rs.22,068 crore. Equity ETFs were the clear beneficiary, attracting Rs.23,770 crore of net inflows and marking one of the strongest monthly equity ETF inflows seen historically, despite an 8.3% drop in AUM to Rs.7.18 lakh crore. In contrast, debt ETFs saw modest net outflows of Rs.3,284 crore and a relatively contained 4.1% AUM decline to Rs.0.96 lakh crore. Commodity ETFs AUM fell 8.7% to Rs.2.51 lakh crore, tracking weakness across precious metals. Gold ETFs AUM declined 6.5% to Rs.1.71 lakh crore, while silver ETFs saw a sharper drawdown, with AUM dropping 13.2% to Rs.0.80 lakh crore.

Index funds AUM declined 5.3% to Rs.3.07 lakh crore. Yet net flows into index funds remained positive at Rs.8,169 crore. Debt index funds AUM grew by 1.7% over the month to Rs.1.04 lakh crore. Equity index funds tracked broader market weakness, with AUM down 8.6% to Rs.1.99 lakh crore.

In a nutshell, the passive flows displayed a notable composure, even as the West Asia conflict elevated global risk premiums through energy price volatility and rupee depreciation. The share of passive investments in the Indian mutual funds industry assets expanded further, peaking at 18.63% amid the crisis. The positive net inflows, expanding scheme universe and sustained investor participation in passive investing highlight growing reliance on rule-based, market-linked exposure.

Contents

Passive Funds Snapshot	06
Passive Funds Annual Trend	08
AUM and Net Inflows/Outflows Number of Schemes and Folios	
Passive Funds Monthly Trend	10
AUM and Net Inflows/Outflows Number of Schemes and Folios	
Holding Pattern of Passive Funds	12
ETFs Snapshot	13
ETFs Annual Trend	14
AUM and Net Inflows/Outflows Number of Schemes and Folios New ETF Scheme Launches and Asset Class-wise Break-up	
ETFs Monthly Trend	17
AUM and Number of Schemes Debt-oriented ETFs: Composition of AUM and Number of Schemes Equity-oriented ETFs: Composition of AUM and Number of Schemes Net Inflows/Outflows and Folios New Scheme Launches Trends and Details of Latest Schemes Top 5 AMCs offering ETF Schemes by Asset Class Top 5 Debt and Equity ETF Schemes by Index Type	
ETF Turnover	27

Holding Pattern of ETFs 28

Index Funds Snapshot 29

Index Funds Annual Trend 30

AUM and Net Inflows/Outflows

Number of Schemes and Folios

New Index Fund Scheme Launches and Asset Class-wise Break-up

Index Funds Monthly Trend 33

AUM and Number of Schemes

Debt-oriented Index Funds: Composition of AUM and Number of Schemes

Equity-oriented Index Funds: Composition of AUM and Number of Schemes

Net Inflows/ Outflows and Folios

New Scheme Launches Trends and Details of Latest Schemes

Top 5 AMCs offering Index Fund Schemes by Asset Class

Top 5 Debt and Equity Index Fund Schemes by Index Type

Holding Pattern of Index Funds 43

Passive Funds Linked to Nifty Indices 44

Passive Funds in Domestic Markets

Passive Funds in Global Markets

Annexure 47

ETFs tracking Nifty Indices and their AUM

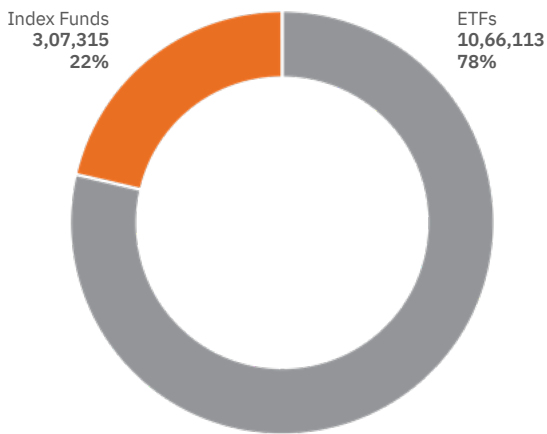
Index Funds Tracking Nifty Indices and their AUM

Passive Funds Snapshot

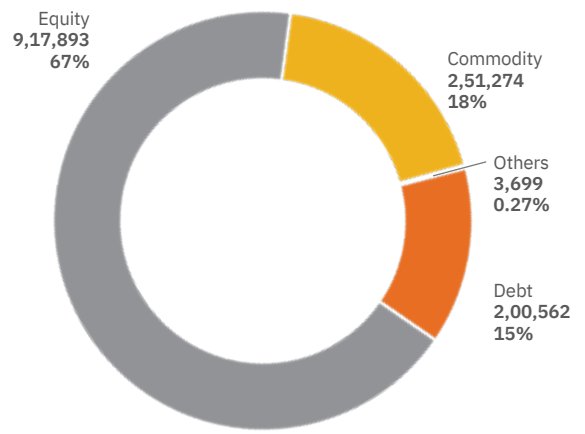
Composition of AUM: Rs.13.73 Lakh Crore

AS OF MAR 2026

BY FUND TYPE [Rs. Crore]



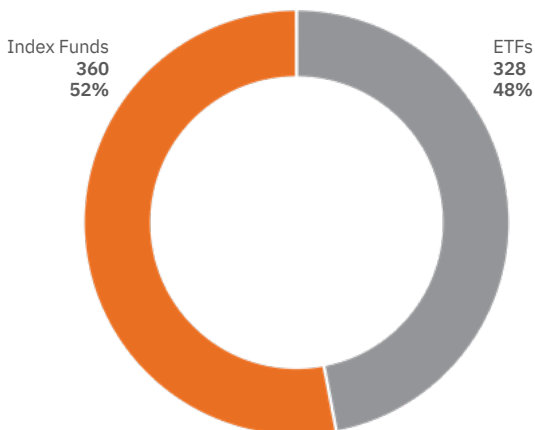
BY ASSET CLASS [Rs. Crore]



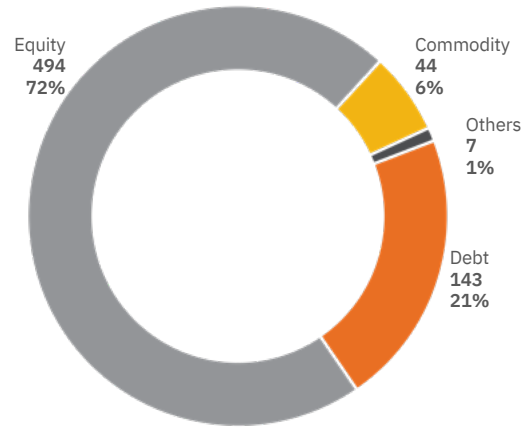
Composition of Schemes: 688

AS OF MAR 2026

BY FUND TYPE



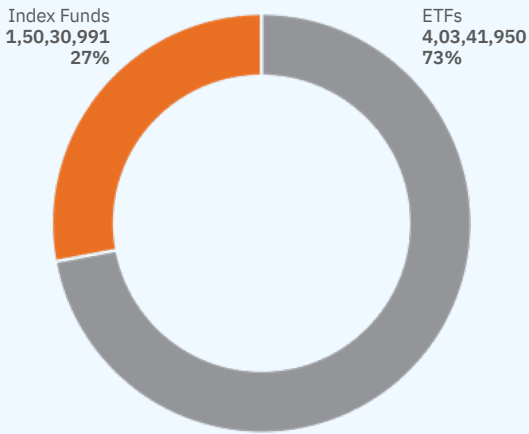
BY ASSET CLASS



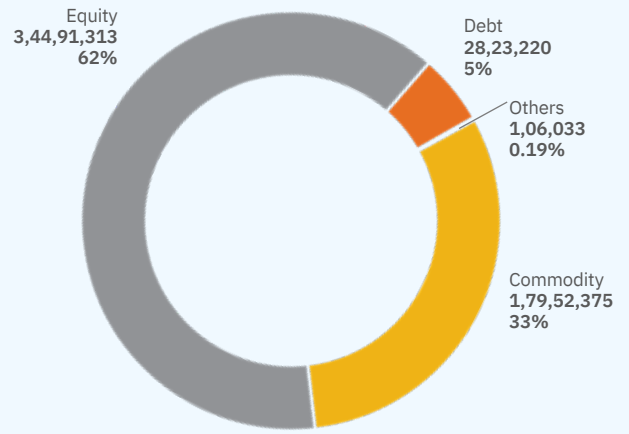
Composition of Folios: 5.54 Crore

AS OF MAR 2026

BY FUND TYPE



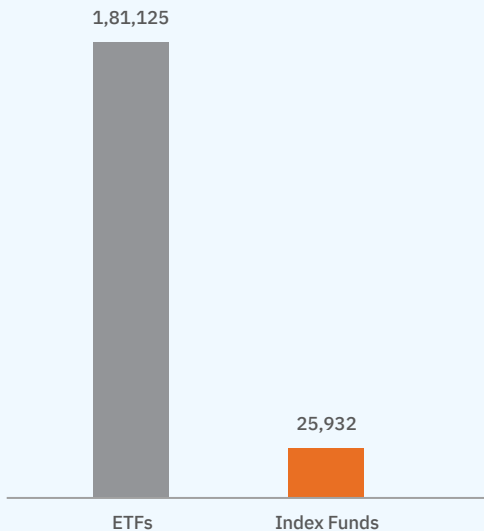
BY ASSET CLASS



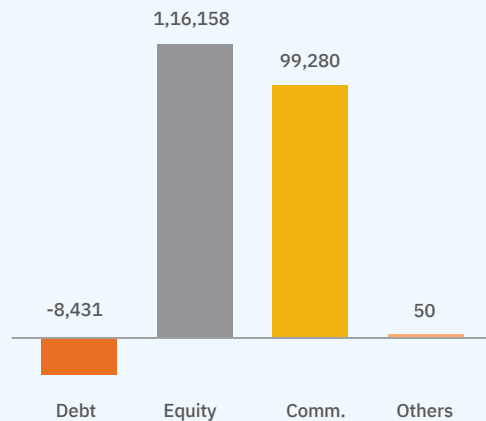
Composition of Net Inflows/Outflows: Rs.2,07,057 Crore

DURING APR 2025- MAR 2026

BY FUND TYPE

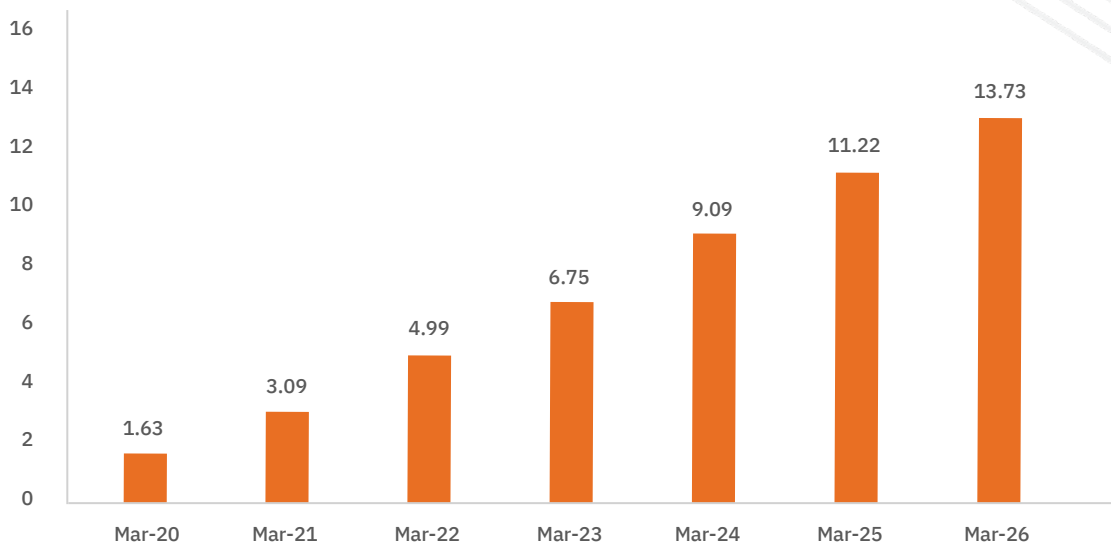


BY ASSET CLASS



Passive Funds Annual Trend

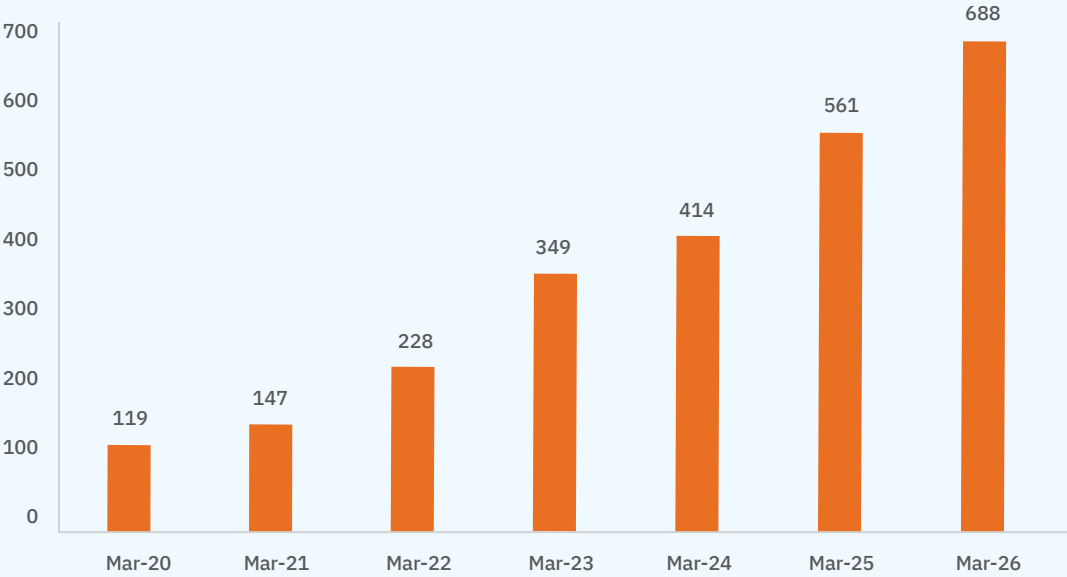
AUM (Rs. Lakh Crore)



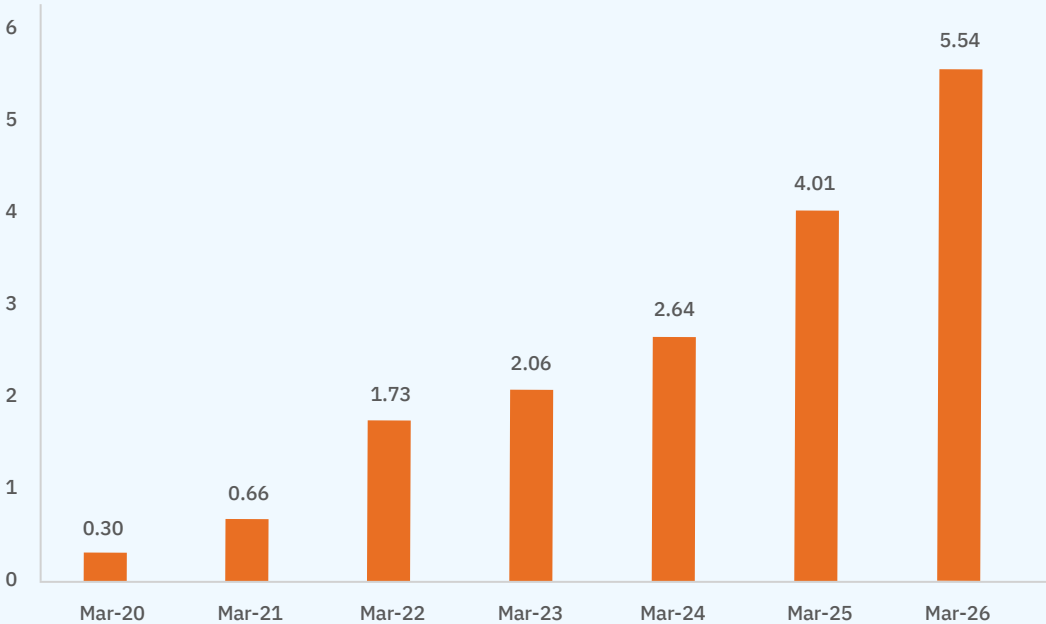
Net Inflows/Outflows of Investment (Rs. Crore)



Number of Schemes (Numbers)

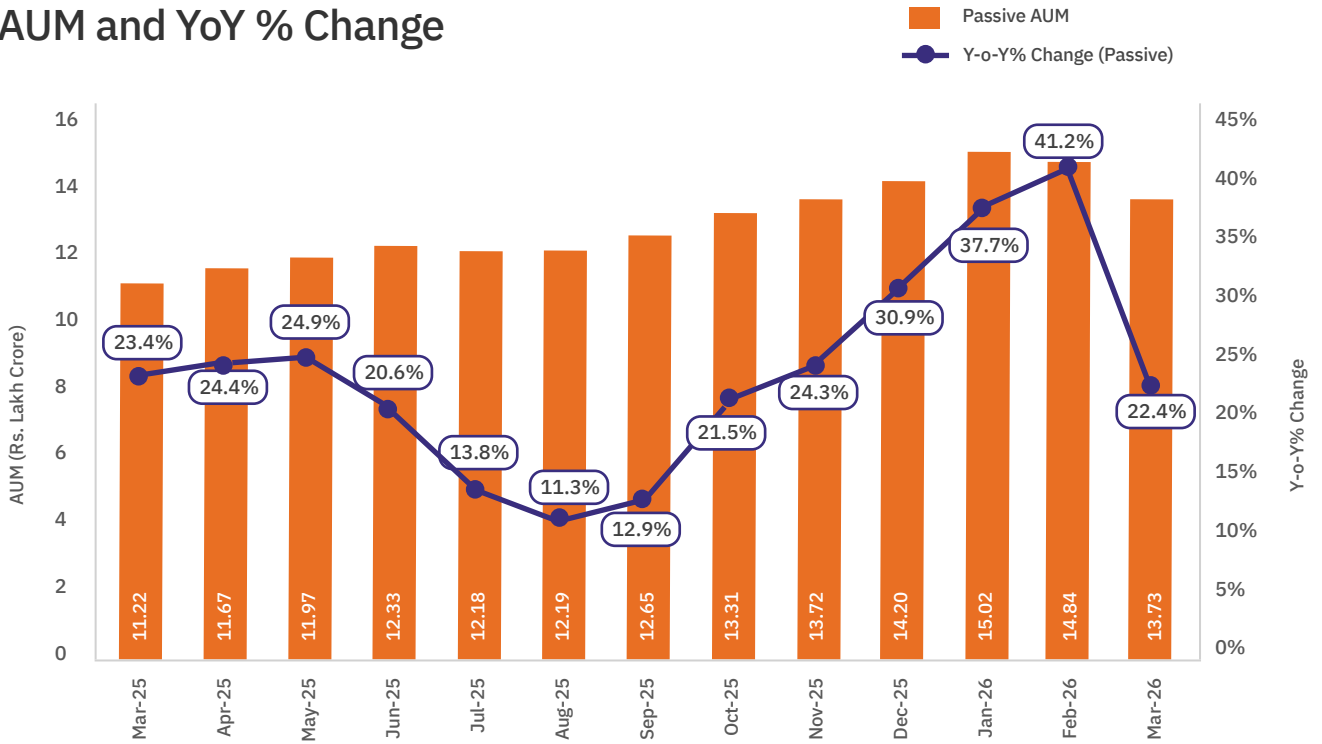


Number of Folios (Crore)

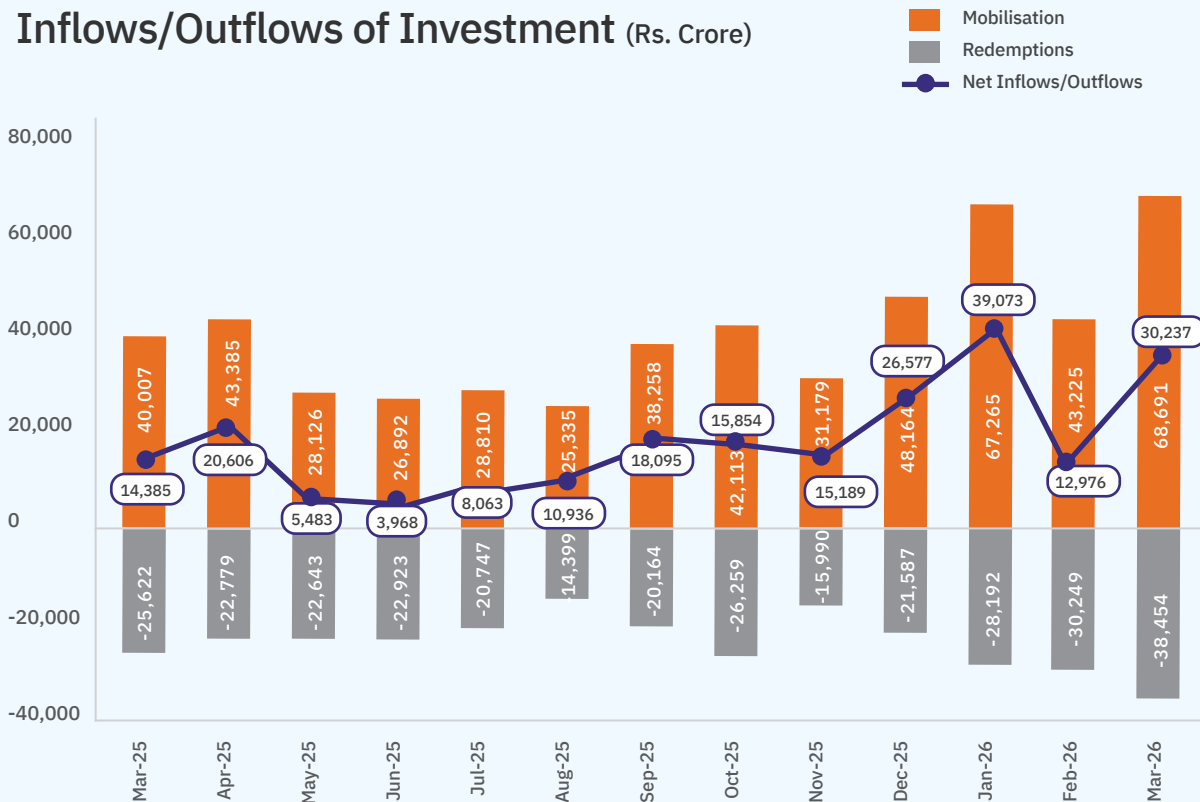


Passive Funds Monthly Trend

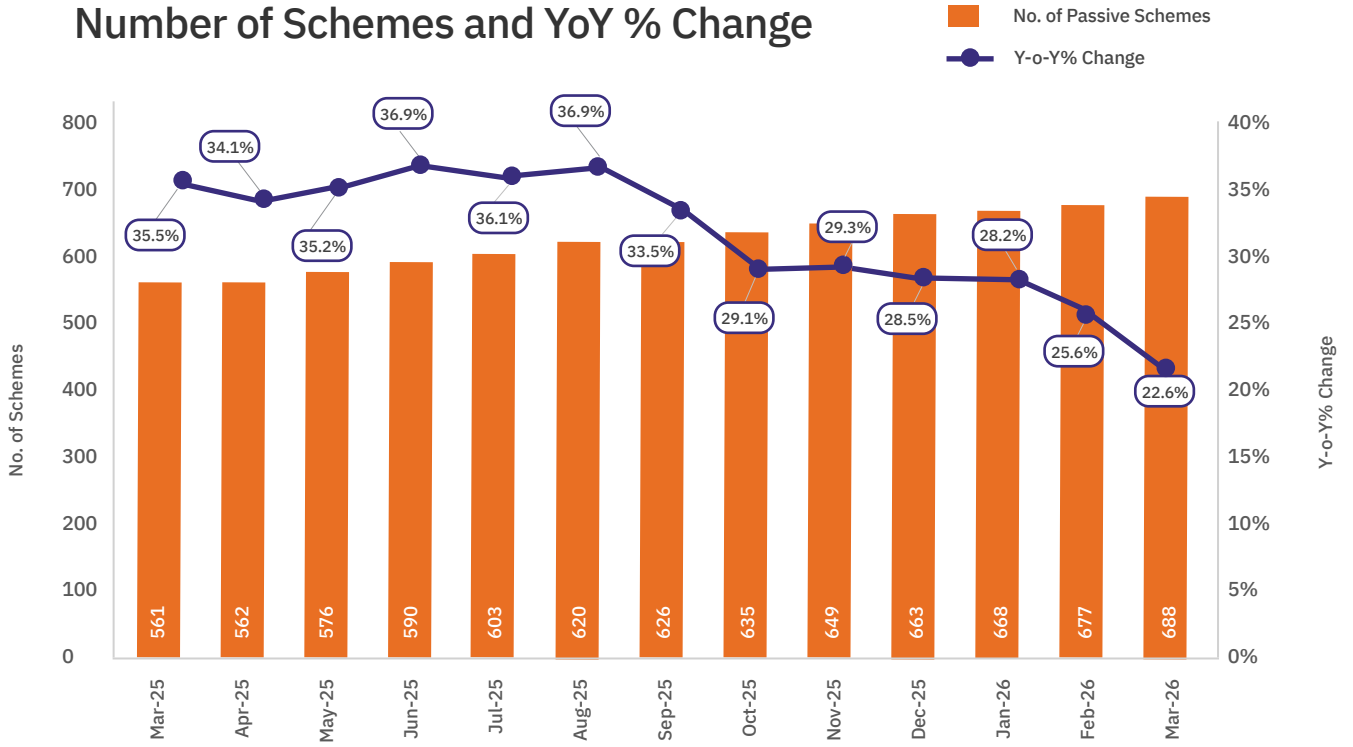
AUM and YoY % Change



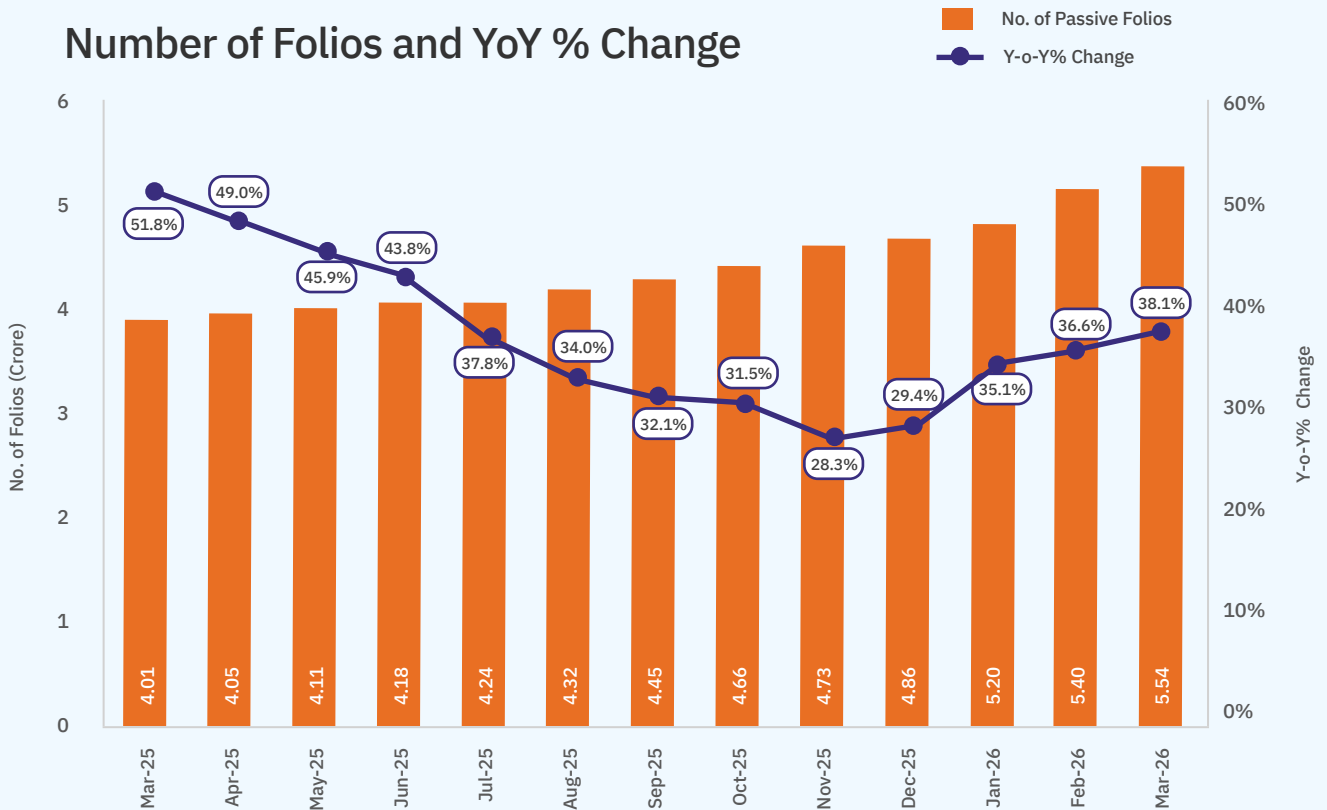
Inflows/Outflows of Investment (Rs. Crore)



Number of Schemes and YoY % Change



Number of Folios and YoY % Change

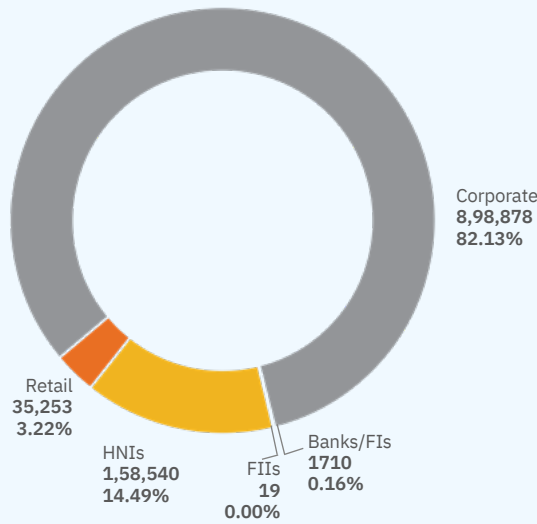


Holding Pattern of Passive Funds

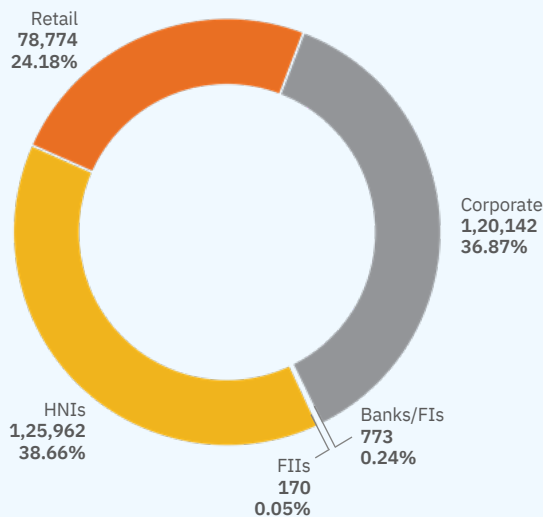
(AS OF DEC 2025)

AUM (Rs.Crore)


ETFs



INDEX FUNDS

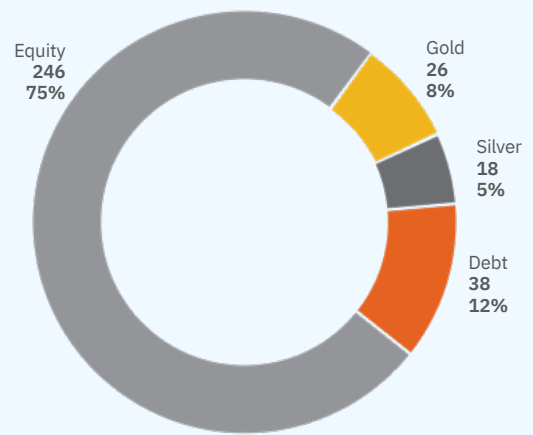
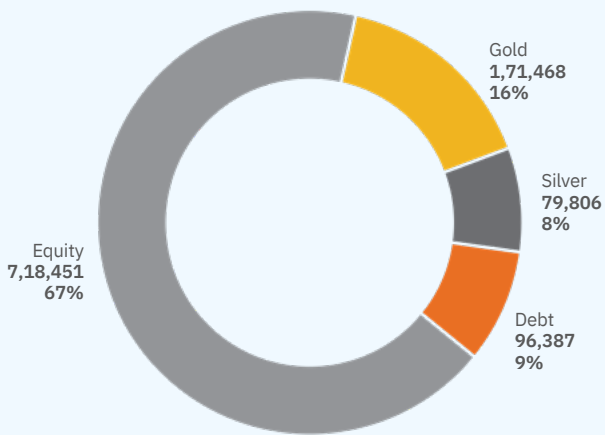


ETFs Snapshot



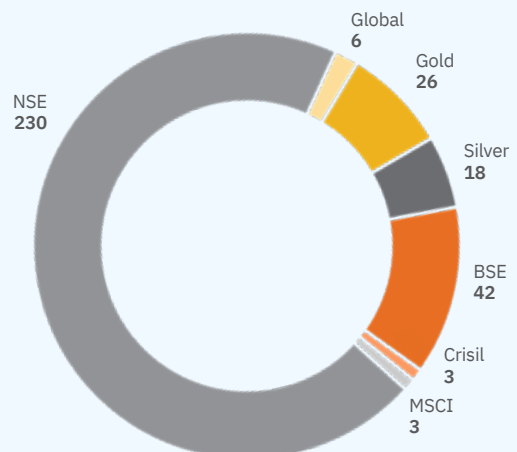
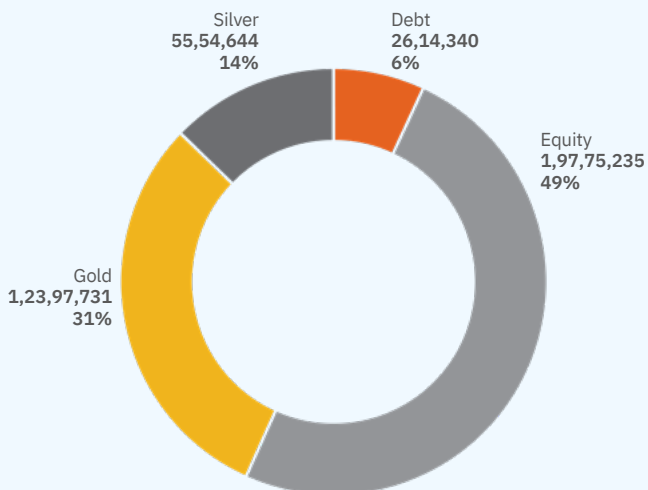
Composition of AUM (Rs.Crore)

Composition of Schemes (Numbers)



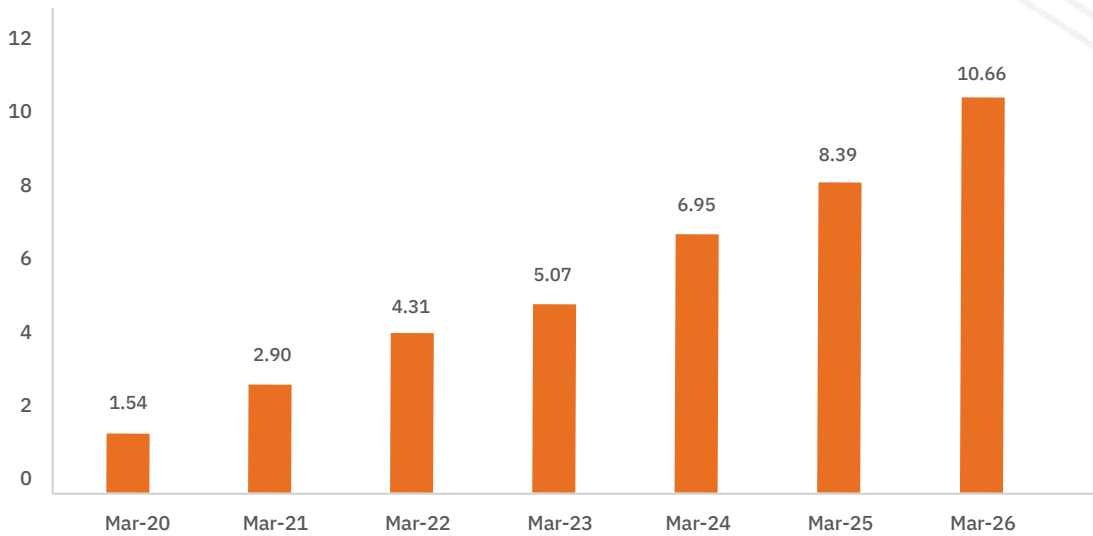
Composition of Folios (Numbers)

No. of Schemes Tracking Indices

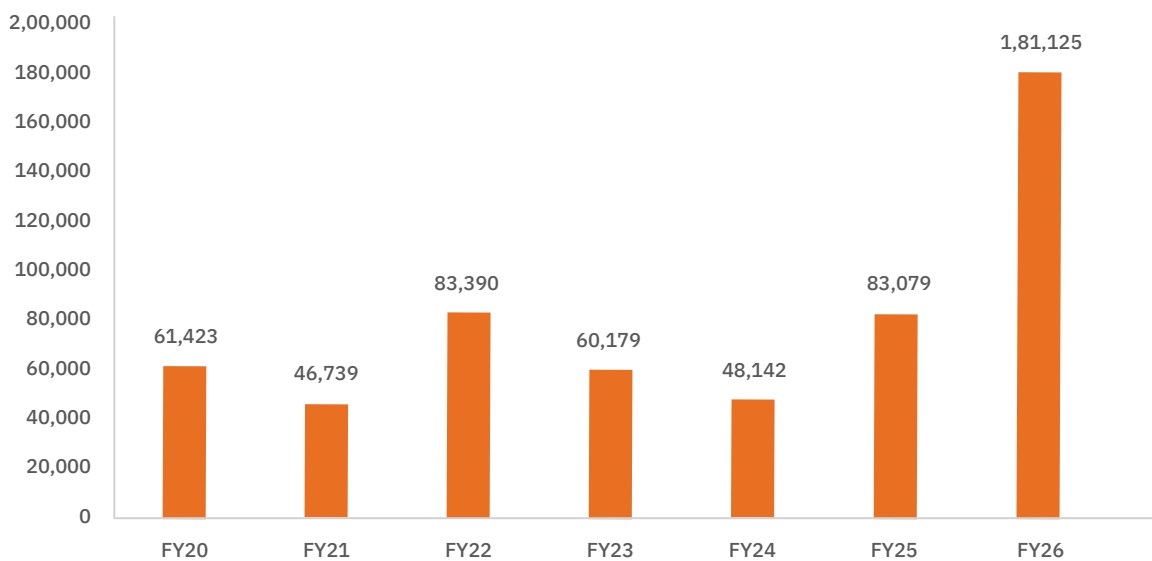


ETFs Annual Trend

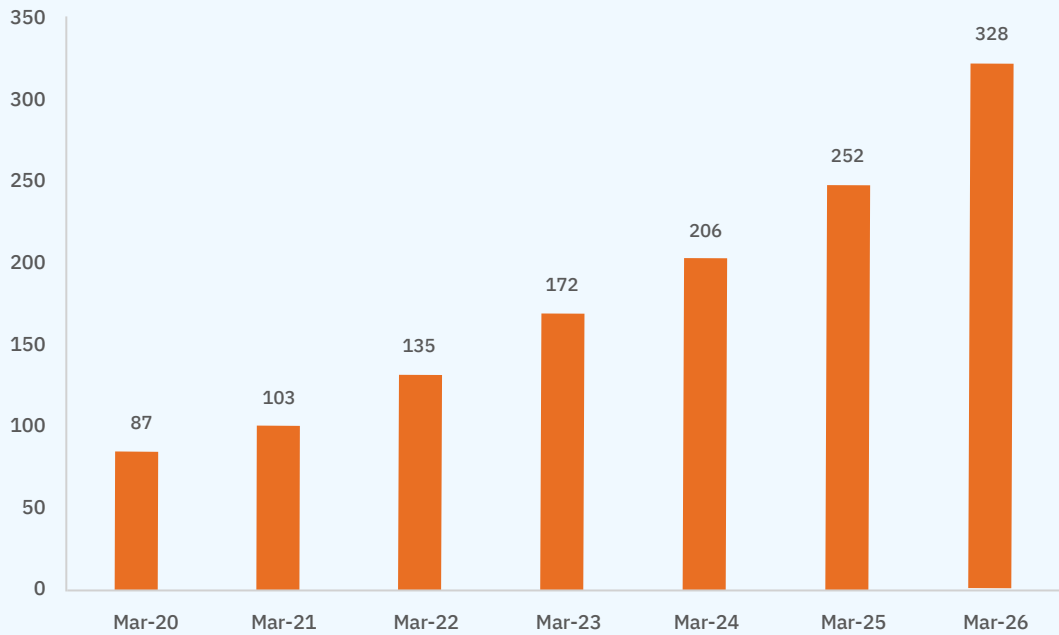
ETFs: AUM (Rs. Lakh Crore)



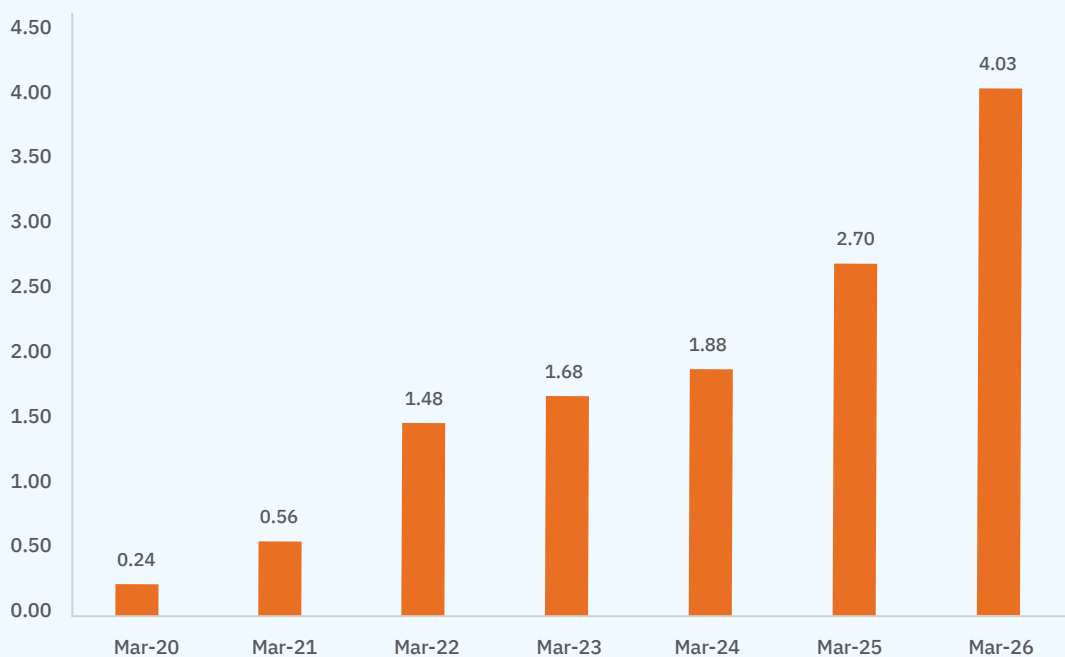
Net Inflows/Outflows of Investment (Rs. Crore)



ETFs: Number of Schemes (Numbers)

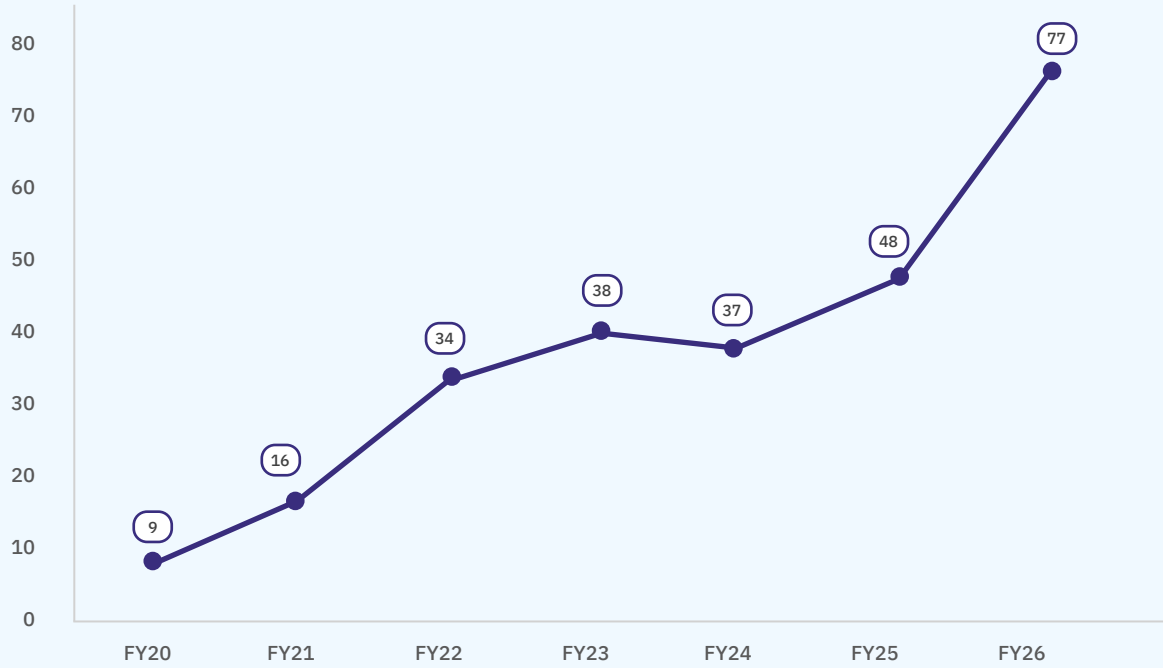


ETFs: Number of Folios (Crore)

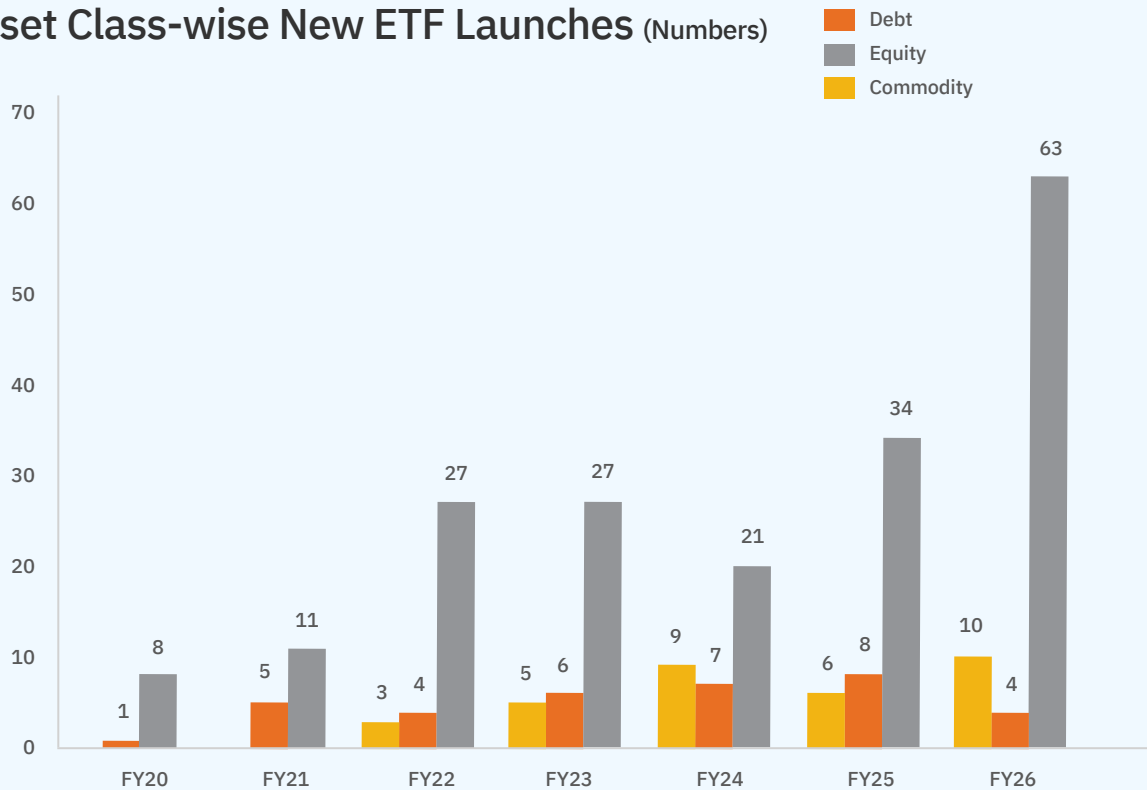




New ETF Scheme Launches (Numbers)

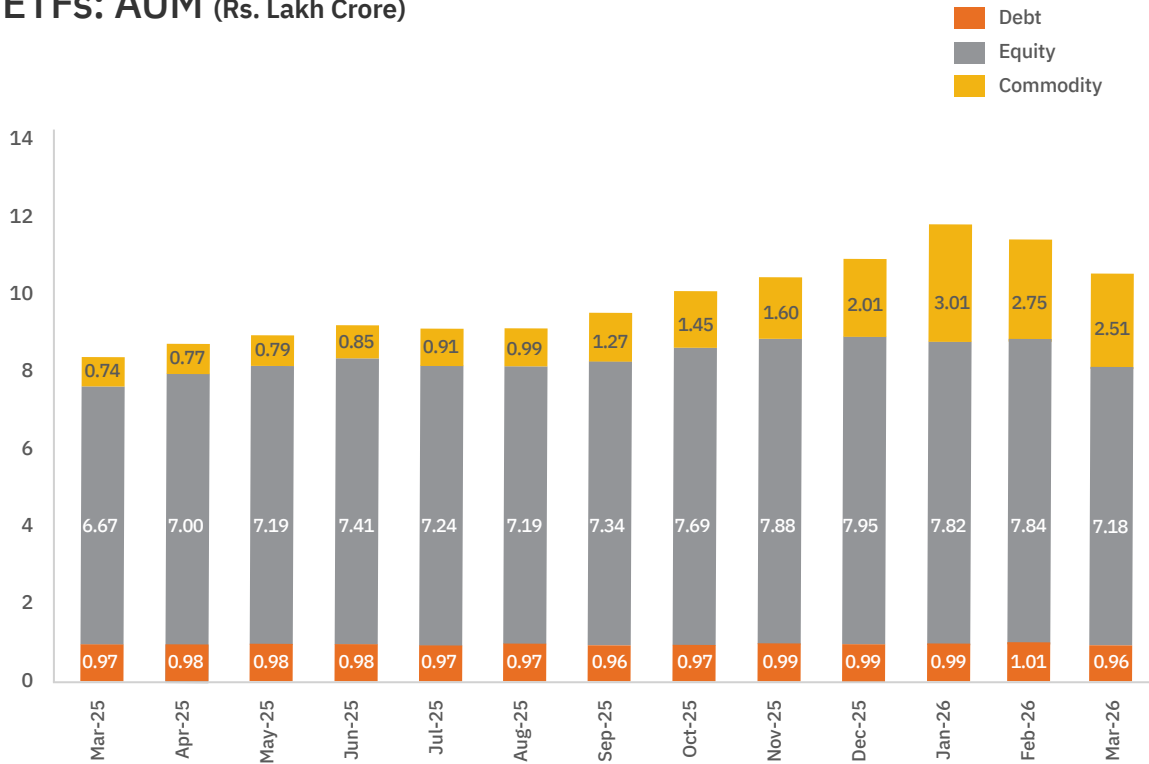


Asset Class-wise New ETF Launches (Numbers)

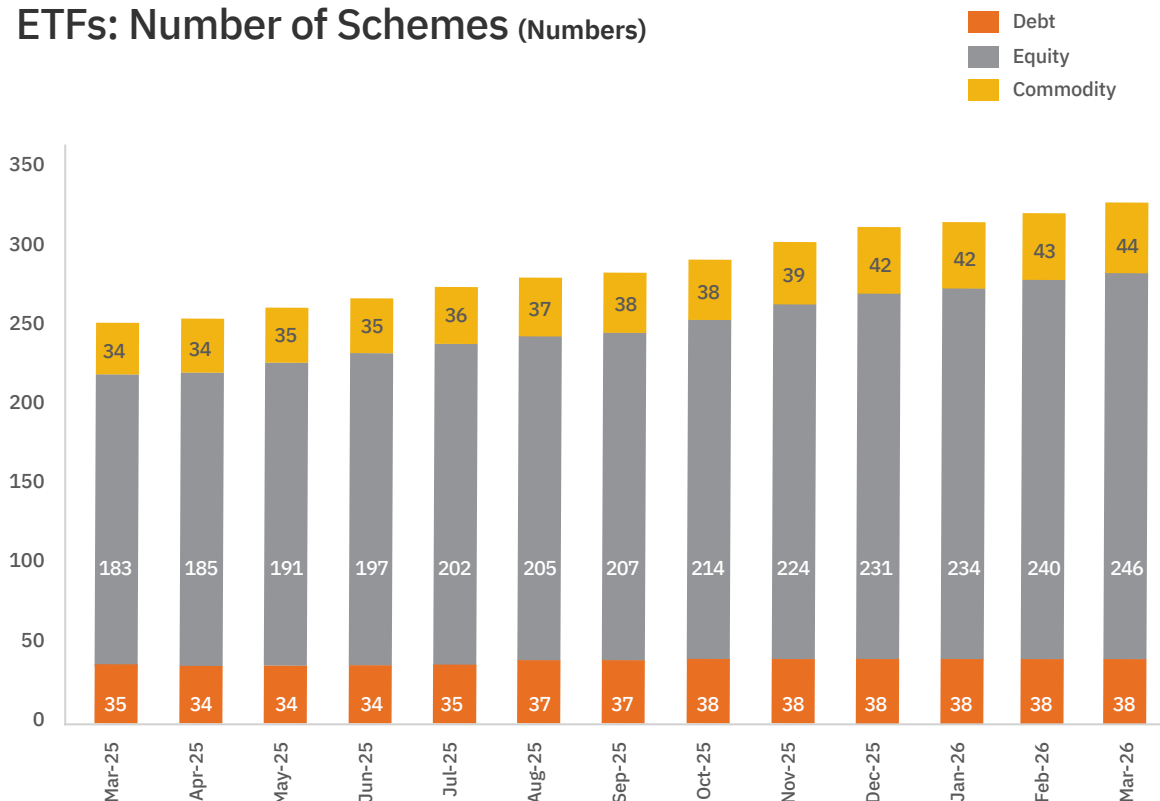


ETFs Monthly Trend

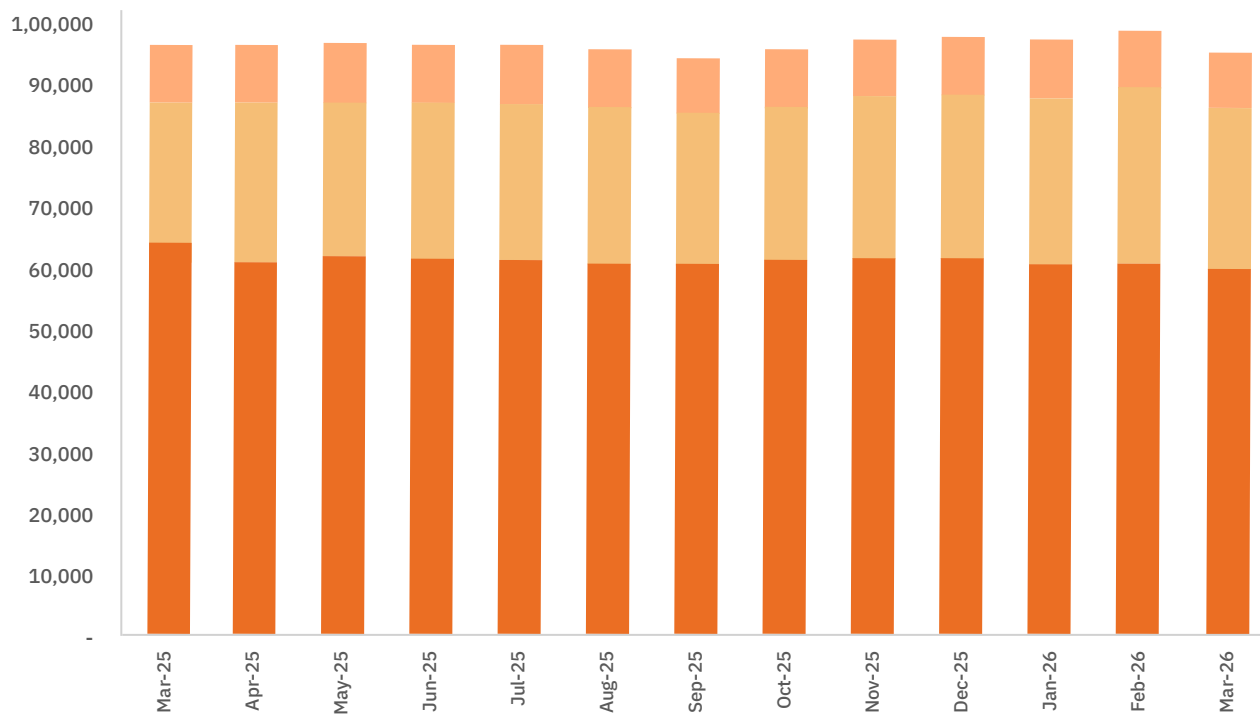
ETFs: AUM (Rs. Lakh Crore)



ETFs: Number of Schemes (Numbers)

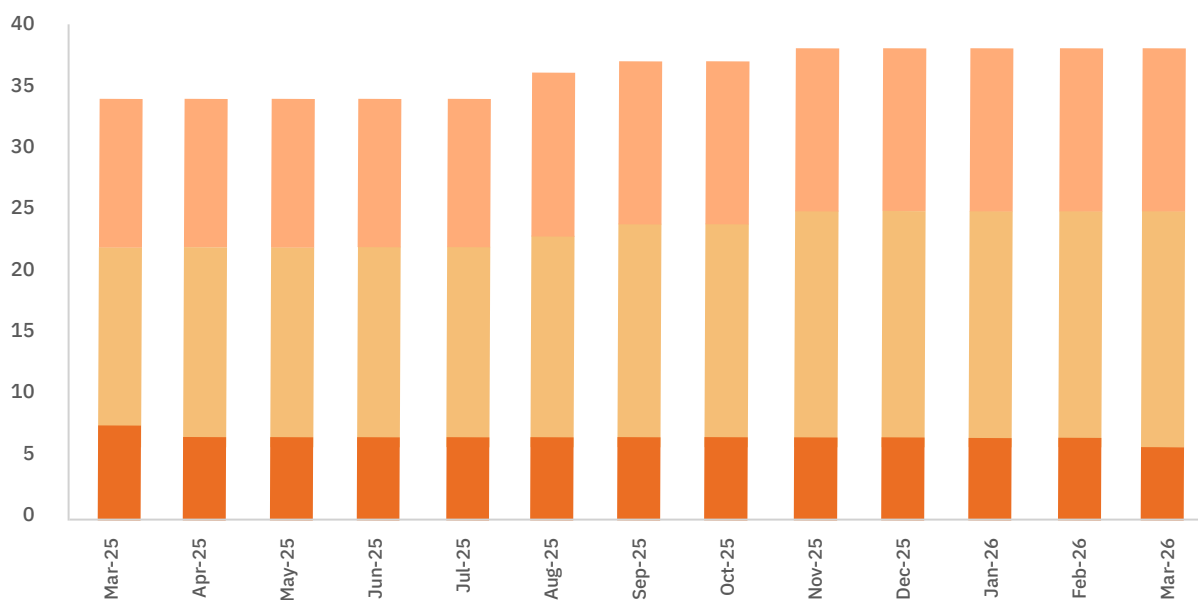


ETFs – Debt: AUM (Rs. Crore)



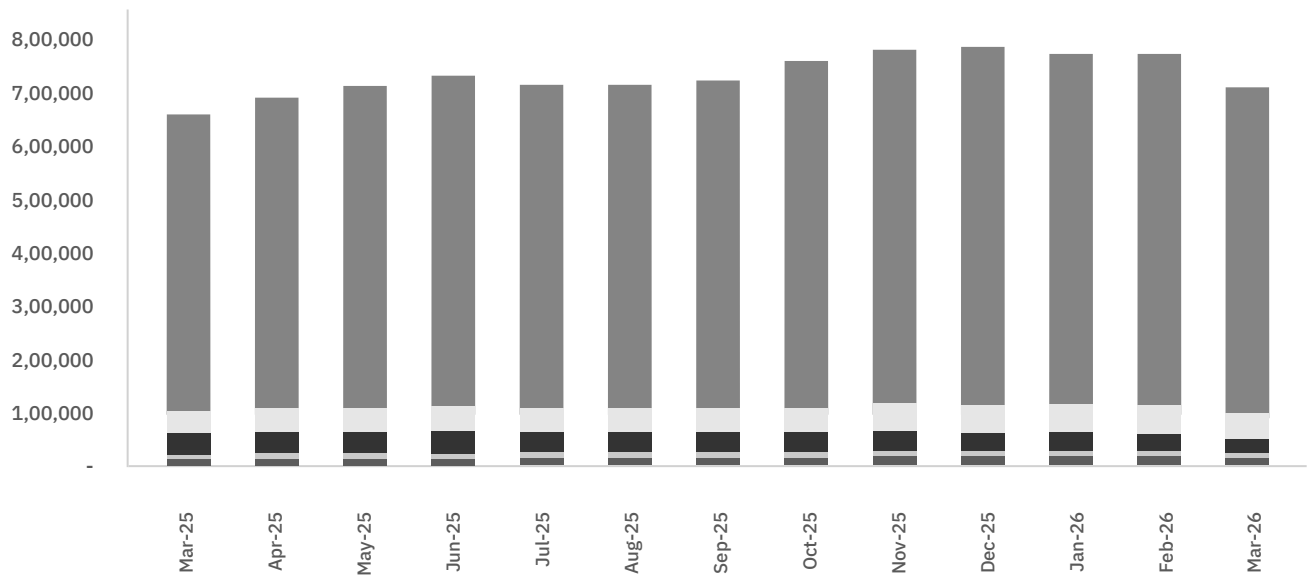
Index Type	Mar-25	Apr-25	May-25	Jun-25	Jul-25	Aug-25	Sep-25	Oct-25	Nov-25	Dec-25	Jan-26	Feb-26	Mar-26
G-Sec Maturity Based	9,179	9,604	9,803	9,545	9,504	9,561	9,397	9,442	9,504	9,527	9,616	9,700	9,192
Money Market	23,586	26,323	25,539	25,901	25,938	26,008	24,886	25,508	27,128	27,630	27,684	29,322	27,121
Target Maturity	64,635	61,835	62,662	62,325	61,957	61,463	61,487	62,058	62,219	61,850	61,261	61,516	60,058

ETFs – Debt: Number of Schemes (Numbers)



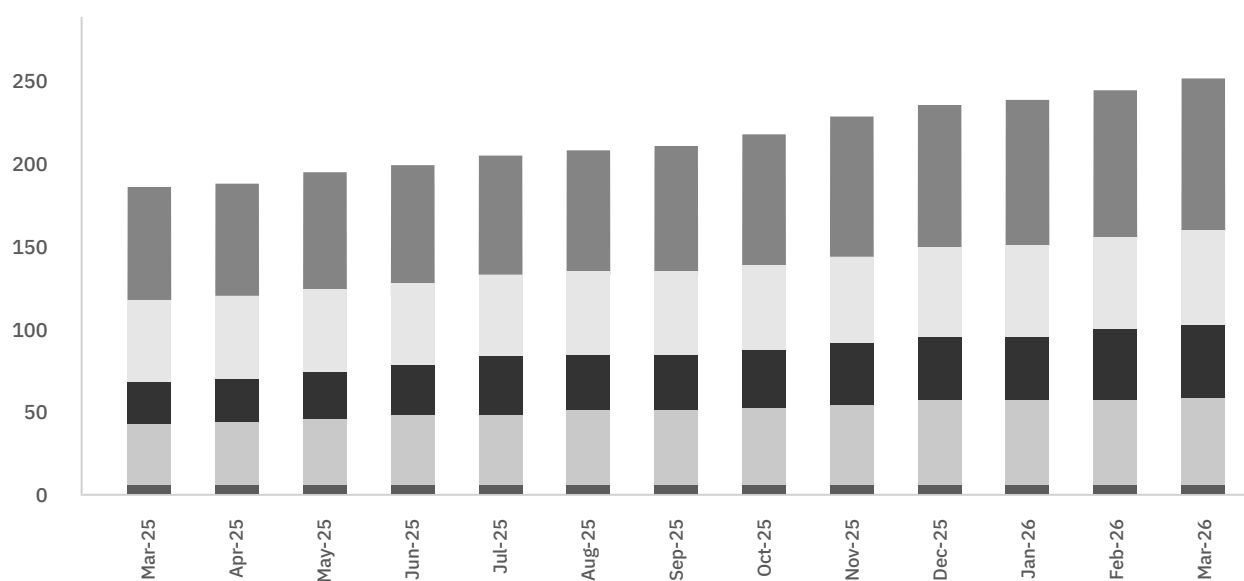
Index Type	Mar-25	Apr-25	May-25	Jun-25	Jul-25	Aug-25	Sep-25	Oct-25	Nov-25	Dec-25	Jan-26	Feb-26	Mar-26
G-Sec Maturity Based	12	12	12	12	12	13	13	13	13	13	13	13	13
Money Market	16	16	16	16	17	18	18	19	19	19	19	19	19
Target Maturity	7	6	6	6	6	6	6	6	6	6	6	6	6

ETFs – Equity: AUM (Rs. Crore)



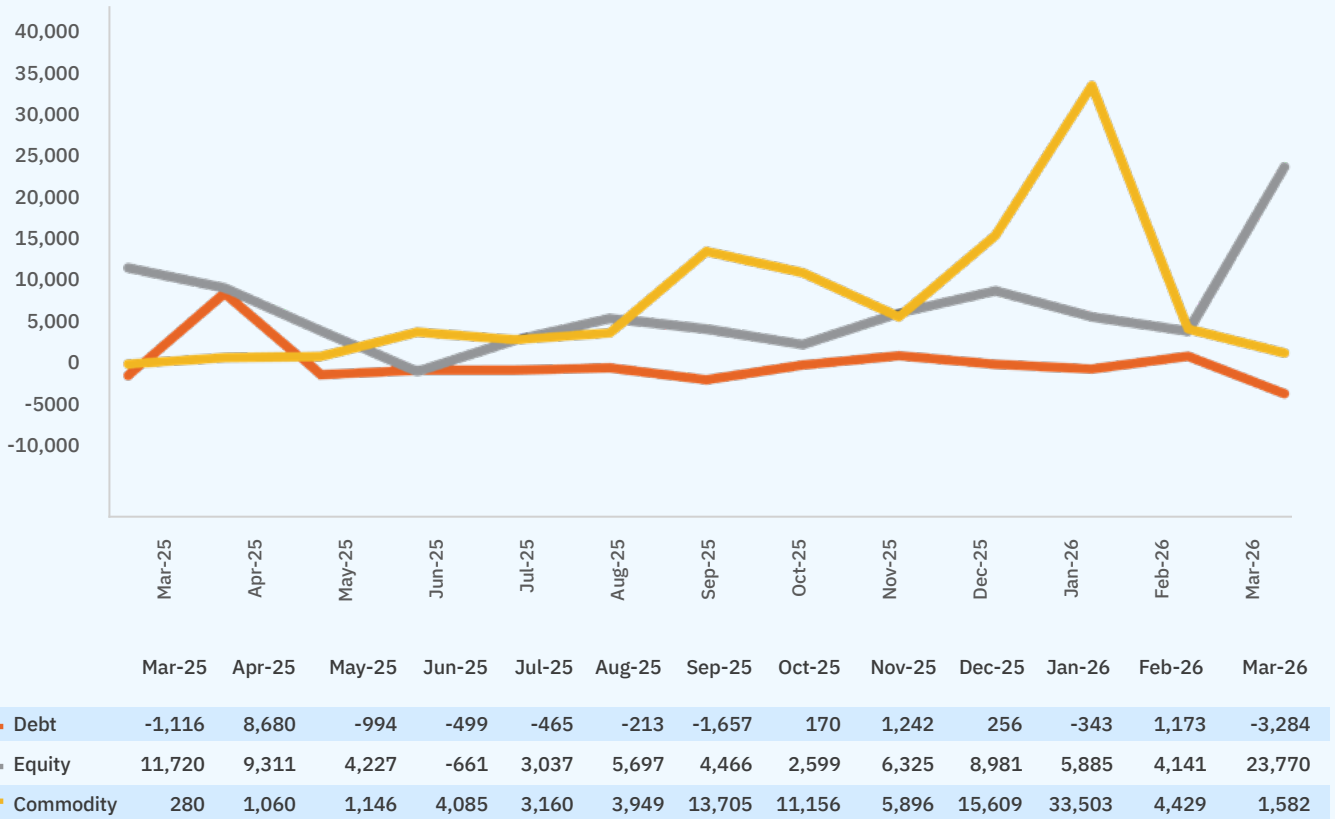
Index Type	Mar-25	Apr-25	May-25	Jun-25	Jul-25	Aug-25	Sep-25	Oct-25	Nov-25	Dec-25	Jan-26	Feb-26	Mar-26
Broad Market	5,60,948	5,89,375	6,06,417	6,26,373	6,13,254	6,09,751	6,20,519	6,53,589	6,71,086	6,77,357	6,64,159	6,66,402	6,16,875
Sectoral	43,223	46,811	47,359	48,764	47,019	45,993	47,199	50,457	53,750	54,046	54,195	56,292	47,353
Thematic	39,718	39,739	39,789	39,261	36,620	35,577	36,080	34,891	33,491	33,546	33,633	31,349	26,011
Strategy	10,517	11,252	11,566	11,970	11,719	11,755	11,782	12,383	12,498	12,551	12,353	12,672	11,554
Global	12,484	12,700	13,977	14,870	15,583	15,843	16,906	17,552	17,431	17,236	17,737	16,995	16,657

ETFs – Equity: Number of Schemes (Numbers)

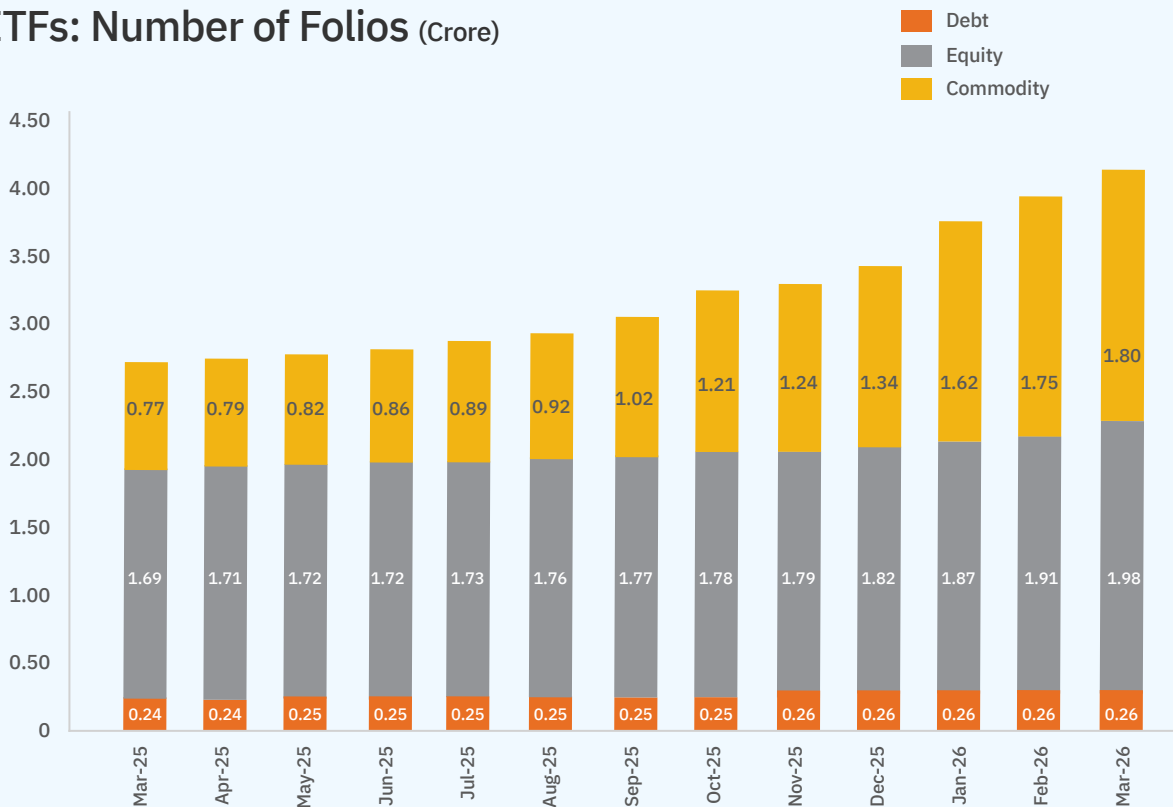


Index Type	Mar-25	Apr-25	May-25	Jun-25	Jul-25	Aug-25	Sep-25	Oct-25	Nov-25	Dec-25	Jan-26	Feb-26	Mar-26
Broad Market	67	67	69	70	71	72	74	77	82	84	86	87	88
Sectoral	49	49	49	49	49	50	50	51	52	53	54	55	57
Thematic	24	25	27	29	31	32	32	33	35	37	37	41	42
Strategy	37	38	40	42	45	45	45	47	49	51	51	51	53
Global	6	6	6	6	6	6	6	6	6	6	6	6	6

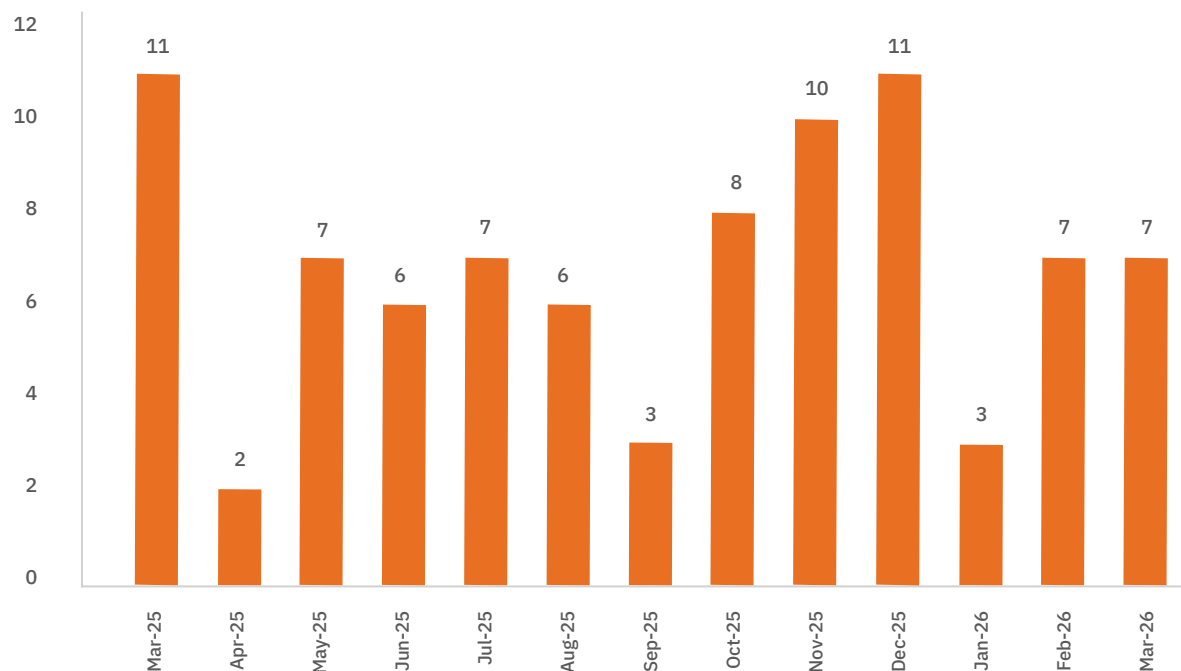
ETFs: Net Inflows/Outflows of Investment (Rs. Crore)



ETFs: Number of Folios (Crore)



New ETF Scheme Launches (Numbers)



New ETFs Launched in March 2026

Scheme Name	Scheme Type	AUM (Rs. Crore)
HSBC Gold ETF	ETFs - Commodity	3,25.05
Groww BSE Hospitals ETF	ETFs - Equity	25.30
DSP BSE Top 10 Banks ETF	ETFs - Equity	9.06
SBI Nifty Midcap 150 ETF	ETFs - Equity	6.98
SBI Nifty Midcap 150 Momentum 50 ETF	ETFs - Equity	6.68
Mirae Asset Nifty 500 Value 50 ETF	ETFs - Equity	5.82
Groww Nifty PSU Bank ETF	ETFs - Equity	5.17

Top 5 AMCs offering ETF Schemes by AUM

AS OF MAR 2026

Debt-Oriented ETFs

AMC Name	AUM (Rs.Crore)
Edelweiss Asset Management	54,764
Nippon Life India Asset Management Limited	17,366
Zerodha Asset Management Private Limited	8,588
SBI Funds Management Limited	3,390
ICICI Prudential Asset Management Company Limited	2,799

Equity-Oriented ETFs

AMC Name	AUM (Rs.Crore)
SBI Funds Management Limited	3,09,590
Nippon Life India Asset Management Limited	1,28,373
UTI Asset Management Company Limited	1,19,090
ICICI Prudential Asset Management Company Limited	90,482
Mirae Asset Investment Managers (India) Private Limited	15,786

Commodity-Oriented ETFs

AMC Name	AUM (Rs.Crore)
Nippon Life India Asset Management Limited	84,803
ICICI Prudential Asset Management Company Limited	38,982
HDFC Asset Management	29,823
SBI Funds Management Limited	29,374
Kotak Mahindra Asset Management	17,435

Top 5 ETF Schemes by Index Type

AS OF MAR 2026

Debt-Oriented ETFs

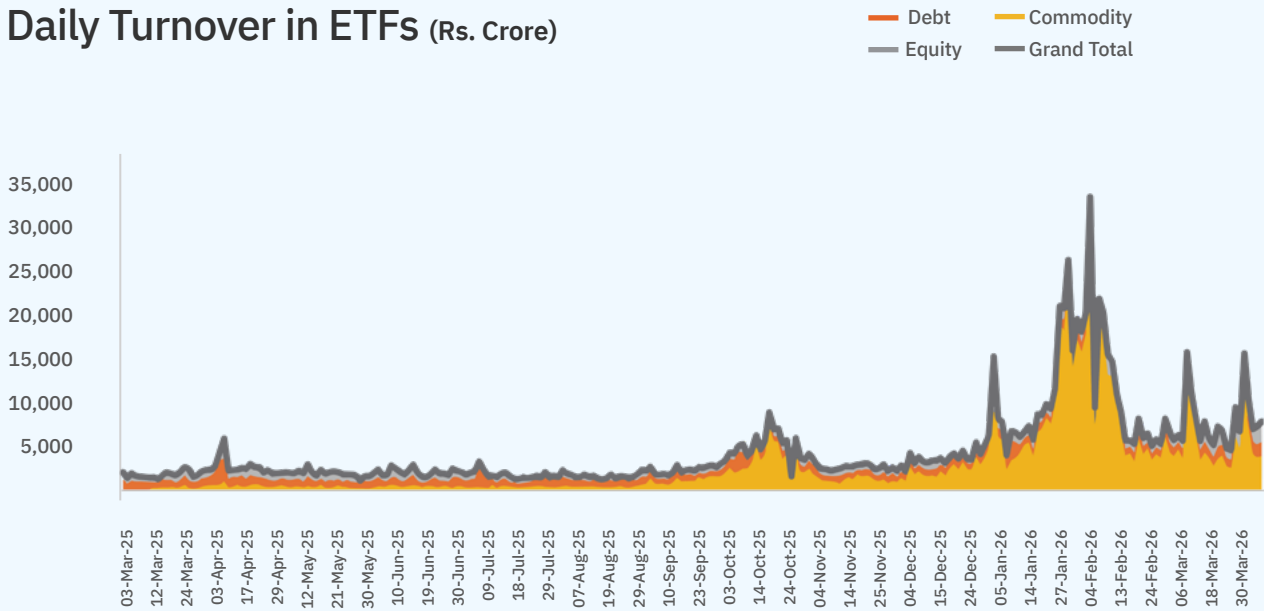
Scheme Name	AUM (Rs. Crore)
G-Sec Maturity Based	
SBI Nifty 10 yr Benchmark G-Sec ETF	3,201
Nippon India ETF Nifty 8-13 Yr G-Sec Long Term Gilt	2,493
LIC MF NIFTY 8-13 YR G-SEC ETF	2,265
ICICI Prudential Nifty 10 yr Benchmark G-Sec ETF	529
Nippon India ETF Nifty 5 Yr Benchmark G-Sec	241
Money Market	
Nippon India ETF Nifty 1D Rate Liquid Bees	10,182
Zerodha Nifty 1D Rate Liquid ETF	8,482
Kotak Nifty 1D Rate Liquid ETF	1,786
DSP BSE Liquid Rate ETF	1,581
ICICI Prudential BSE Liquid Rate ETF-IDCW	1,476
Target Maturity	
Bharat Bond ETF - April 2030	24,761
Bharat Bond ETF- April 2031	13,166
Bharat Bond ETF - April 2032	10,587
Bharat Bond ETF - April 2033	6,214
Nippon India ETF Nifty SDL Apr 2026 Top 20 Equal Weight	4,322

Equity-Oriented ETFs

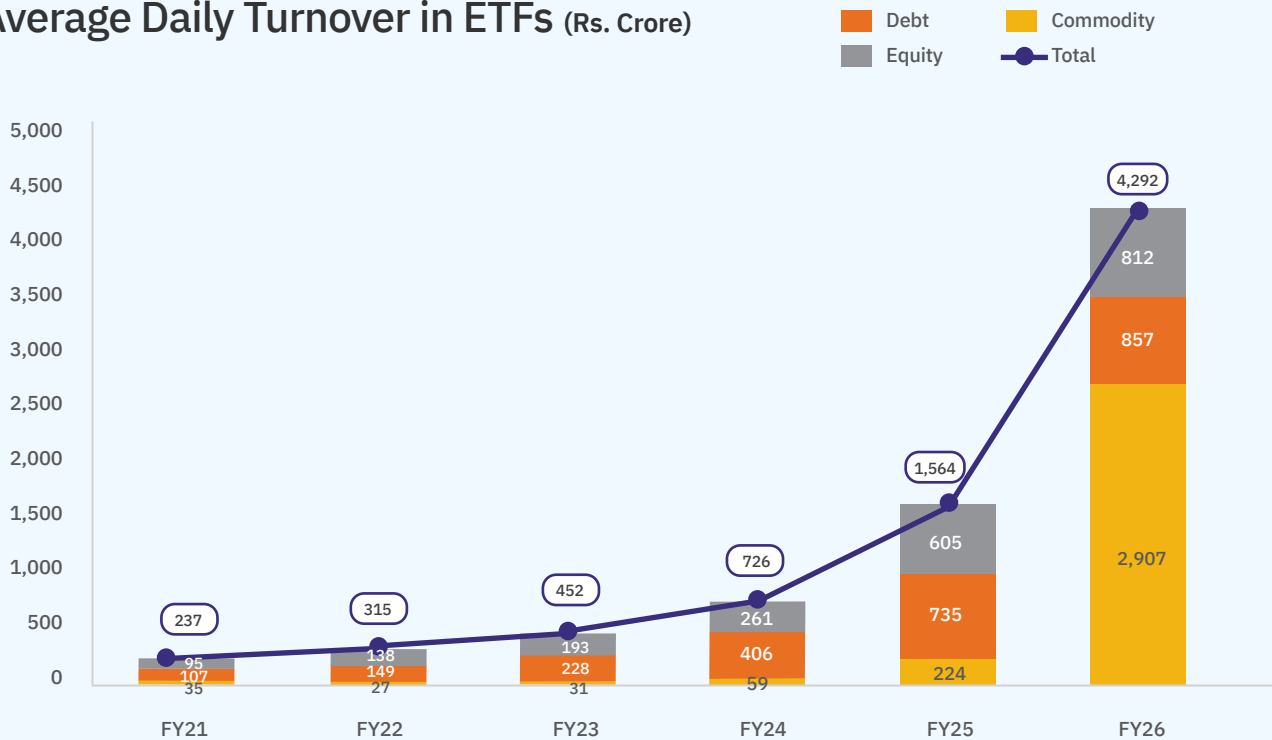
Scheme Name	AUM (Rs. Crore)
Broad Market	
SBI Nifty 50 ETF	1,91,909
SBI BSE SENSEX ETF	1,09,850
UTI Nifty 50 ETF	64,007
Nippon India ETF Nifty 50 Bees	57,033
UTI BSE Sensex ETF	49,710
Sectoral	
Nippon India ETF Nifty Bank Bees	7,162
Kotak Nifty Bank ETF	4,395
Nippon India ETF Nifty PSU Bank Bees	3,670
SBI Nifty Bank ETF	3,374
Nippon India ETF Nifty IT	3,363
Thematic	
CPSE ETF	20,592
SBI BSE PSU Bank ETF	1,274
Motilal Oswal Nifty India Defence ETF	1,127
ICICI Prudential Nifty Infrastructure ETF	365
Groww Nifty India Defence ETF	252
Strategy	
ICICI Prudential Nifty 100 Low Volatility 30 ETF	3,305
ICICI Prudential Nifty Alpha Low - Volatility 30 ETF	1,394
DSP Nifty 50 Equal Weight ETF	1,055
Mirae Asset Nifty Smallcap 250 Momentum Quality 100 ETF	811
DSP Nifty Top 10 Equal Weight ETF	698
Global	
Motilal Oswal NASDAQ 100 ETF	10,971
Mirae Asset NYSE FANG + ETF	3,185
Nippon India ETF Hang Seng Bees	1,025
Mirae Asset S&P 500 Top 50 ETF	977
Mirae Asset Hang Seng Tech ETF	365

ETFs Turnover

Daily Turnover in ETFs (Rs. Crore)



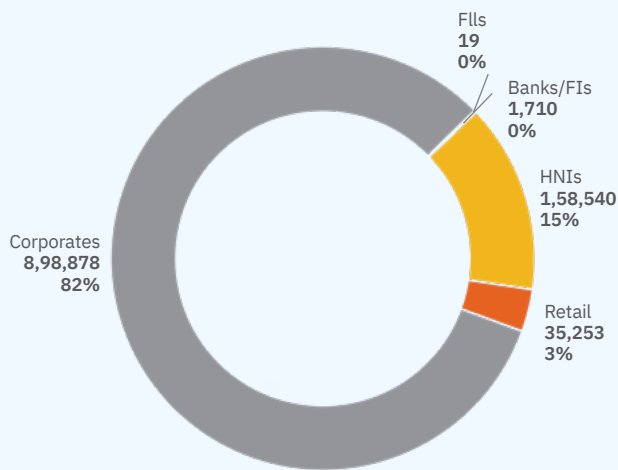
Average Daily Turnover in ETFs (Rs. Crore)



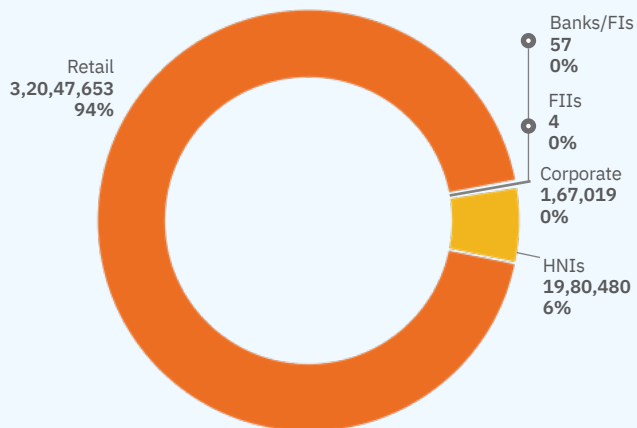
Holding Pattern of ETFs

(AS OF DEC 2025)

AUM (Rs. Crore)



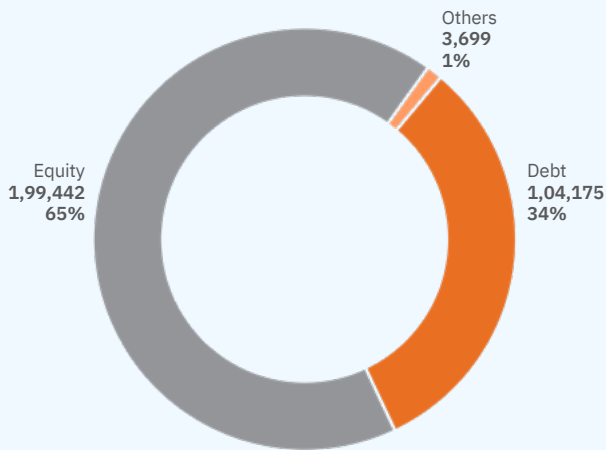
Folios (Numbers)



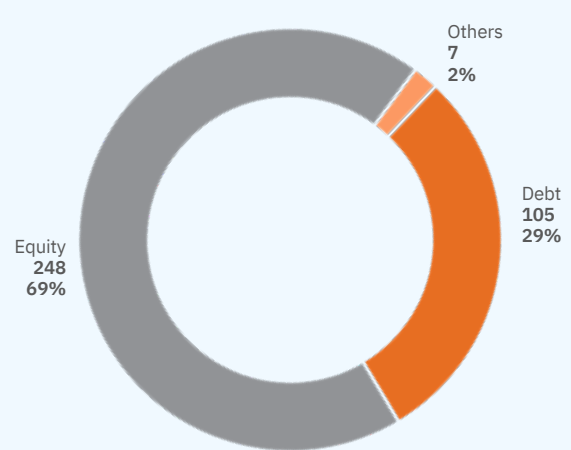
Index Funds Snapshot



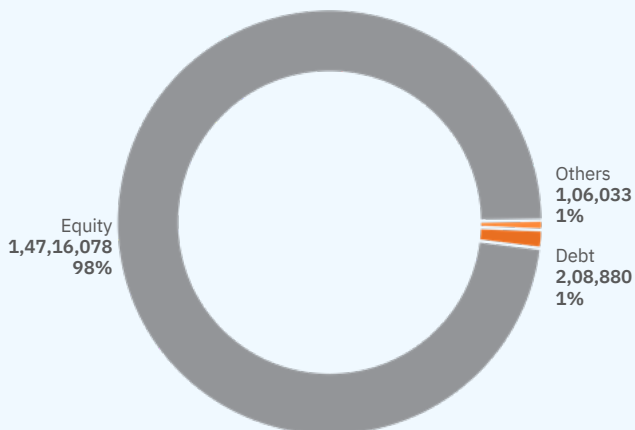
Composition of AUM (Rs.Crore)



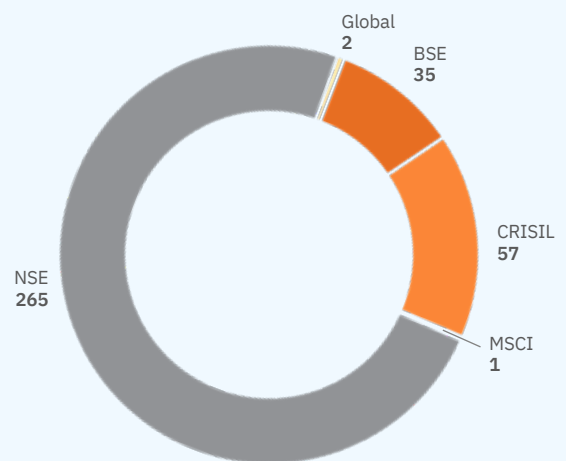
Composition of Schemes (Numbers)



Composition of Folios (Numbers)

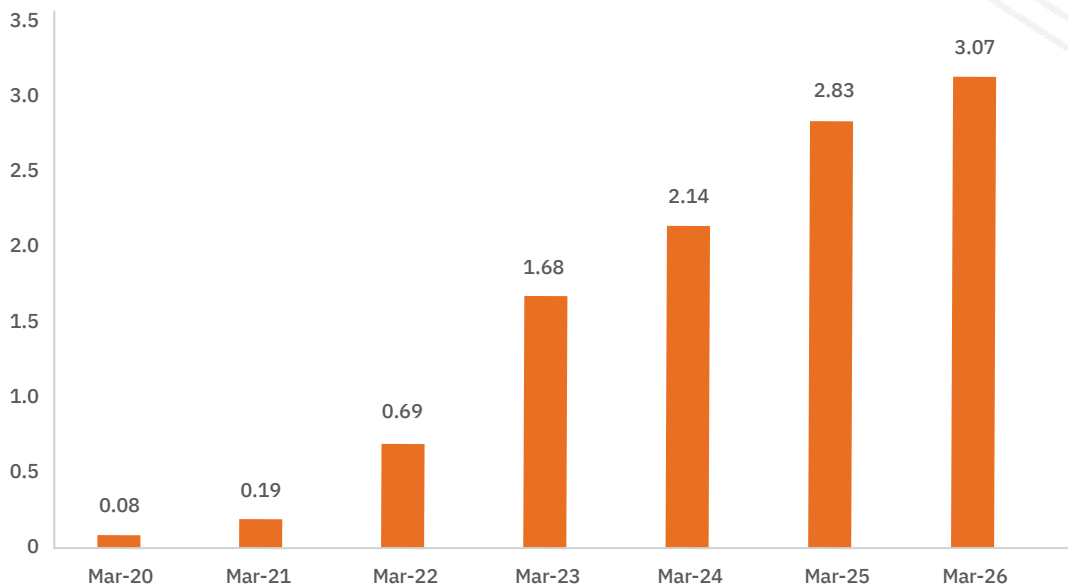


No. of Schemes Tracking Indices

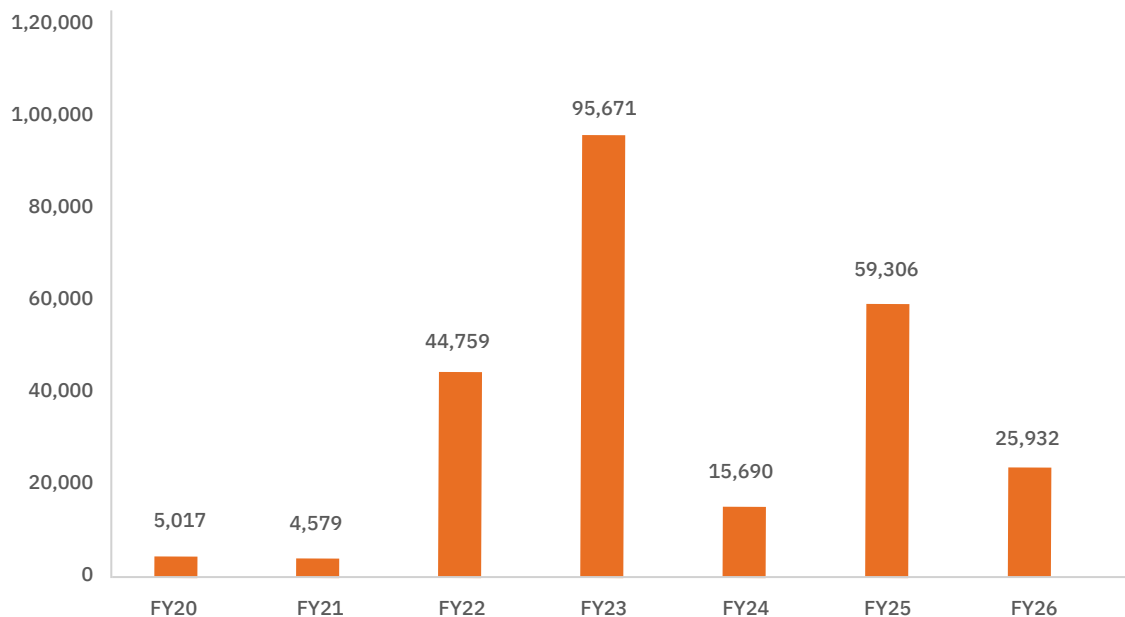


Index Funds Annual Trend

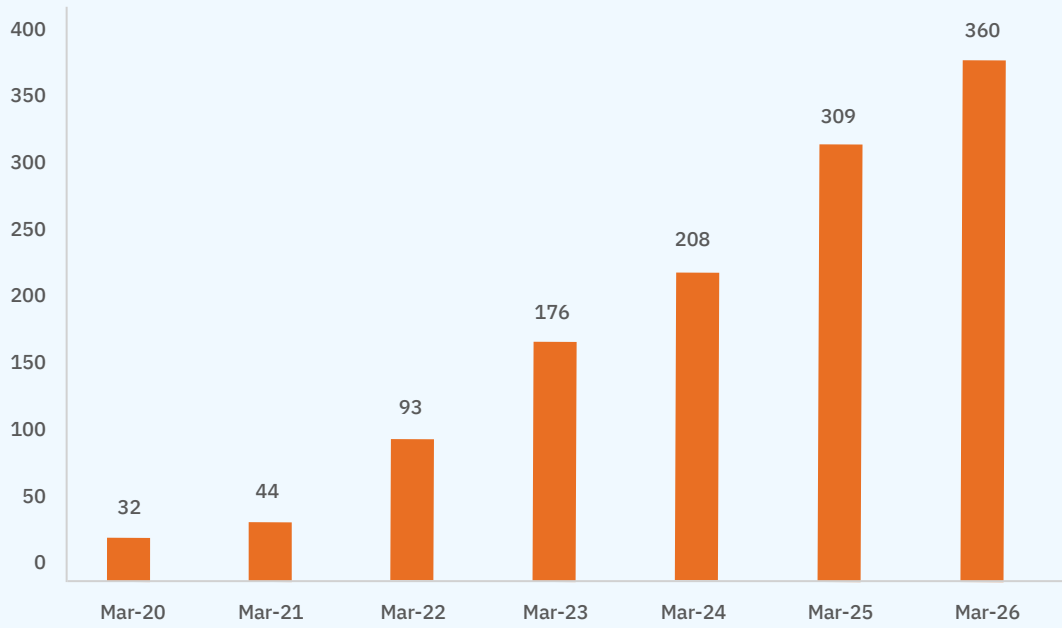
Index Funds: AUM (Rs. Lakh Crore)



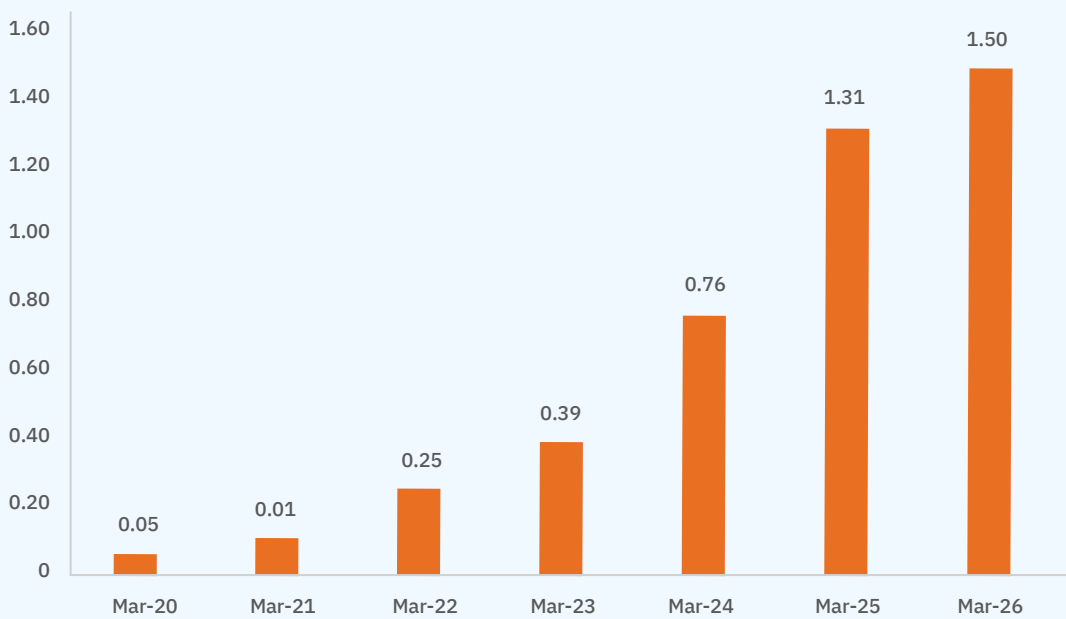
Net Inflows/Outflows of Investment (Rs. Crore)



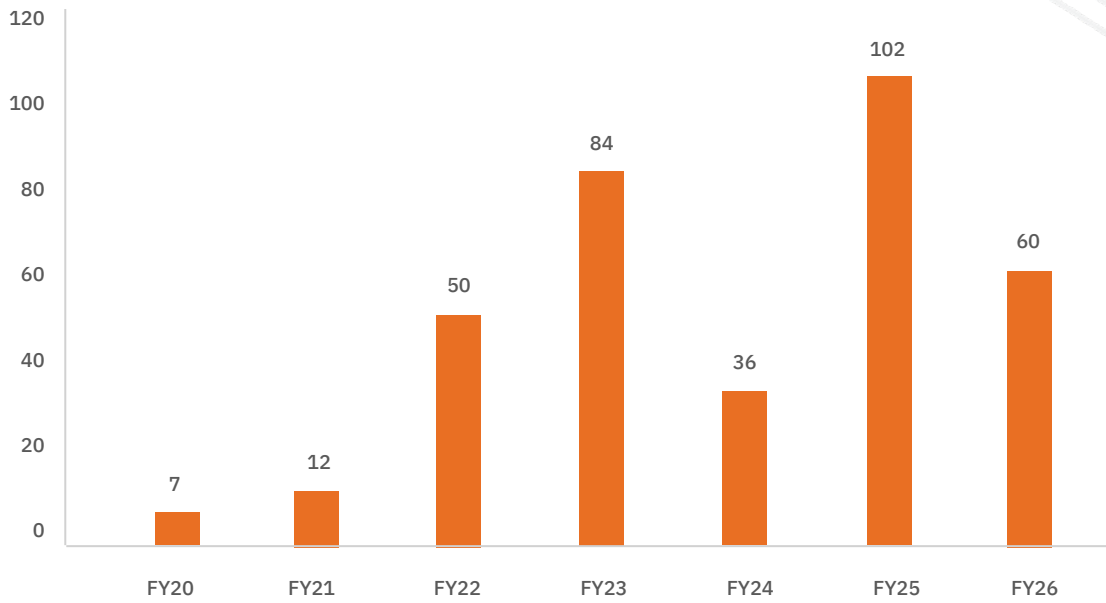
Index Funds: Number of Schemes (Numbers)



Index Funds: Number of Folios (Crore)

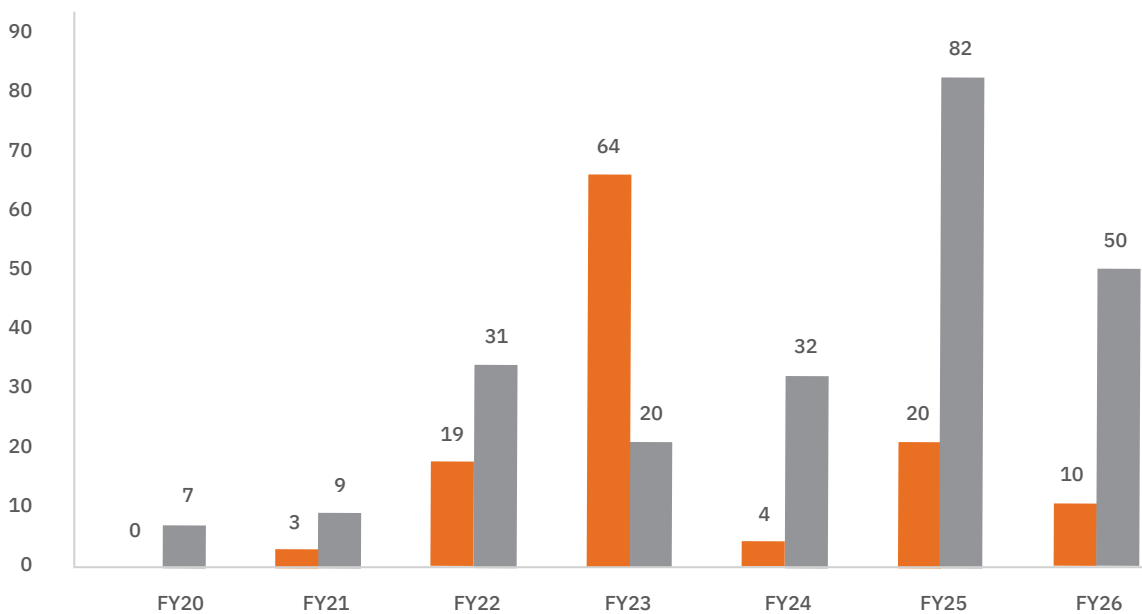


New Index Fund Scheme Launches (Numbers)



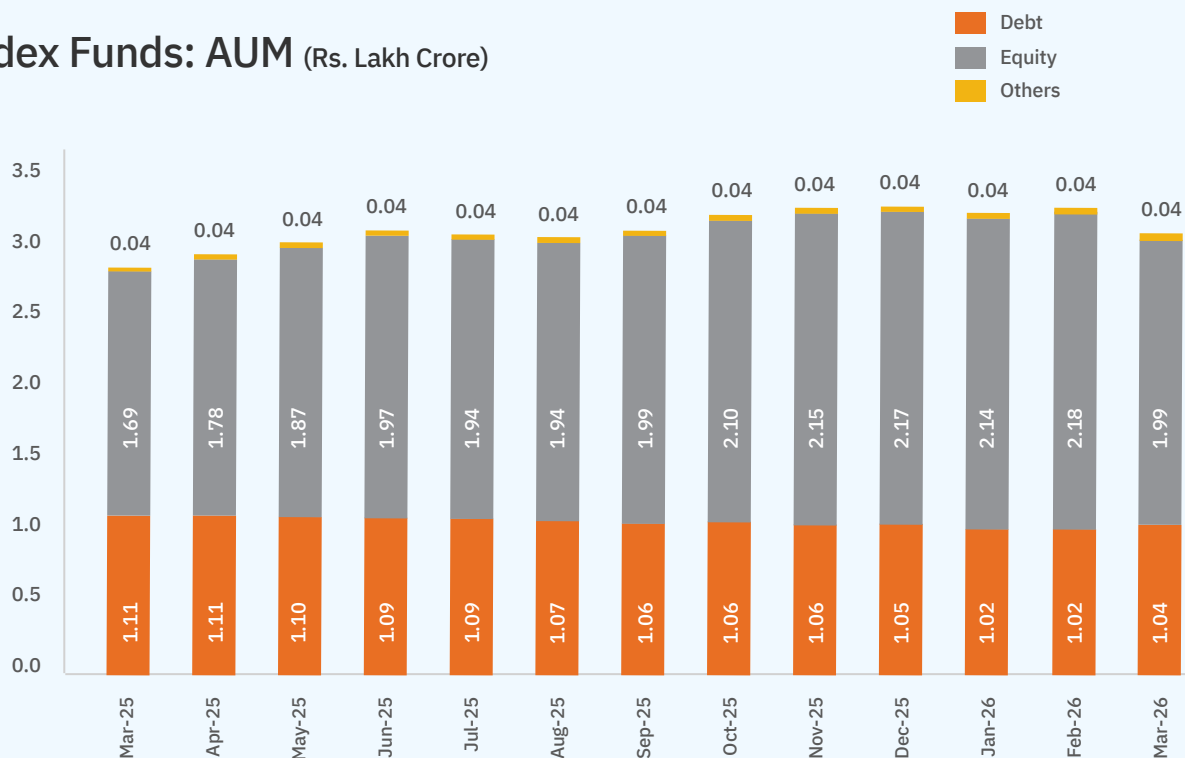
Asset Class-wise New Index Fund Scheme Launches (Numbers)

■ Debt
■ Equity

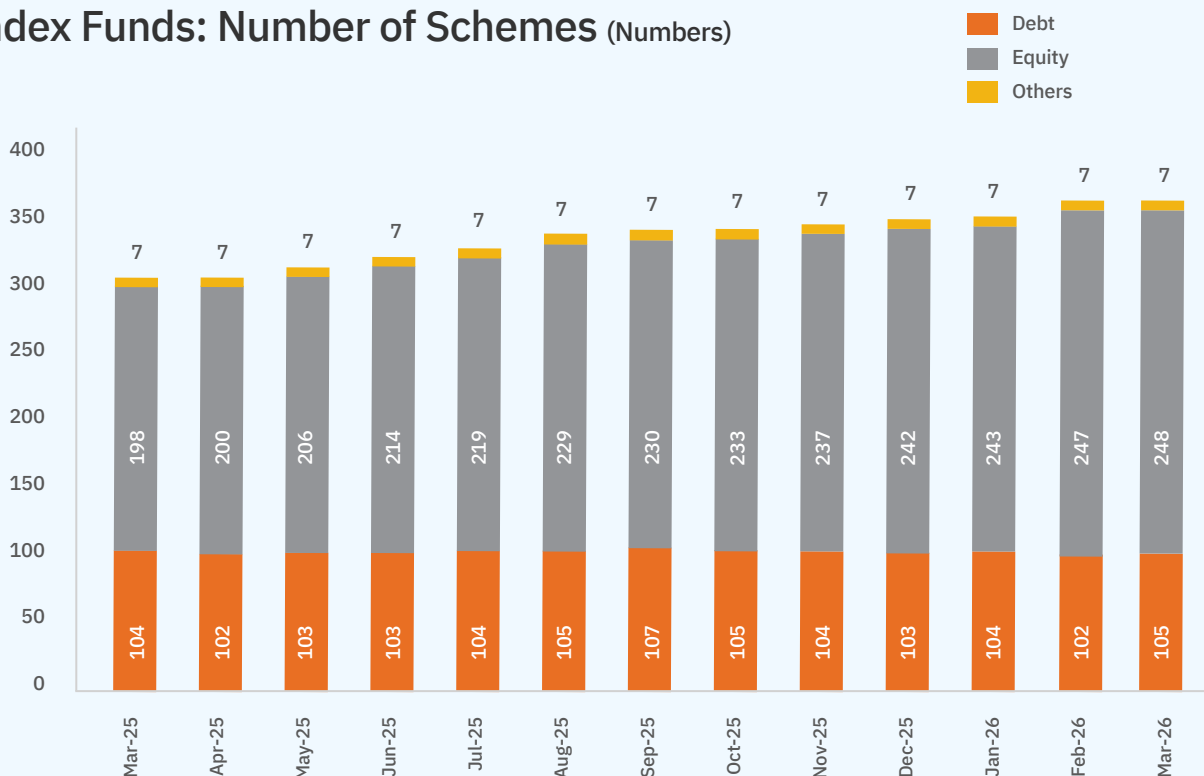


Index Funds Monthly Trend

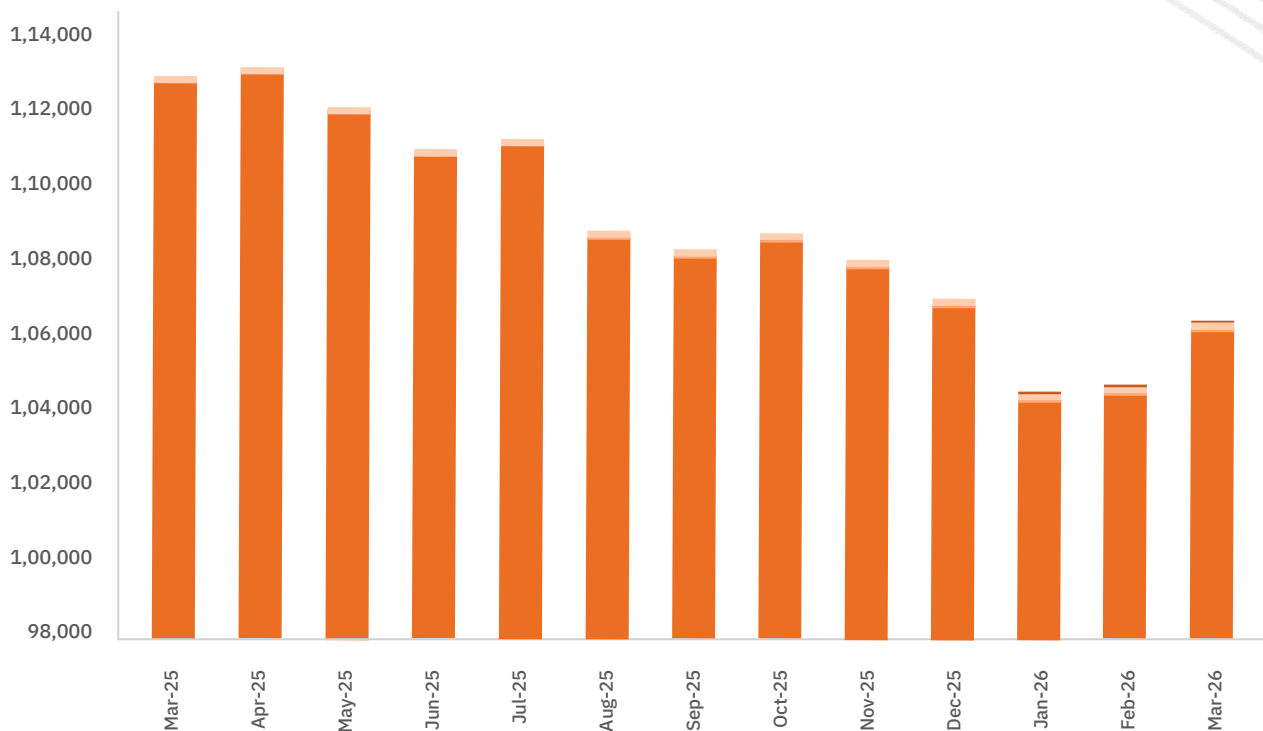
Index Funds: AUM (Rs. Lakh Crore)



Index Funds: Number of Schemes (Numbers)

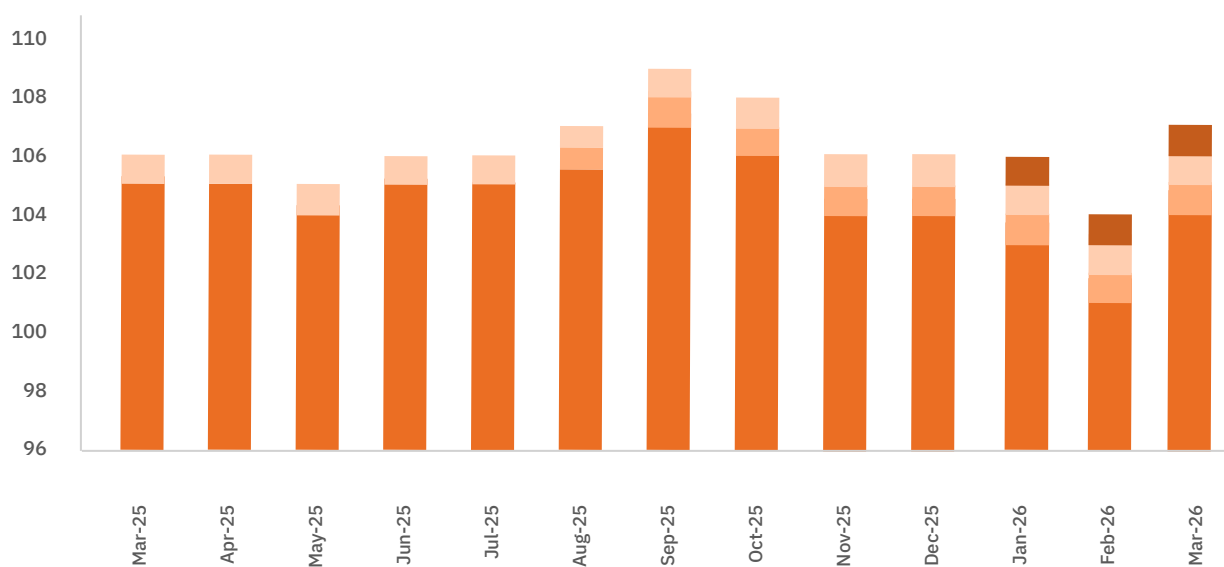


Index Funds- Debt: AUM (Rs. Crore)



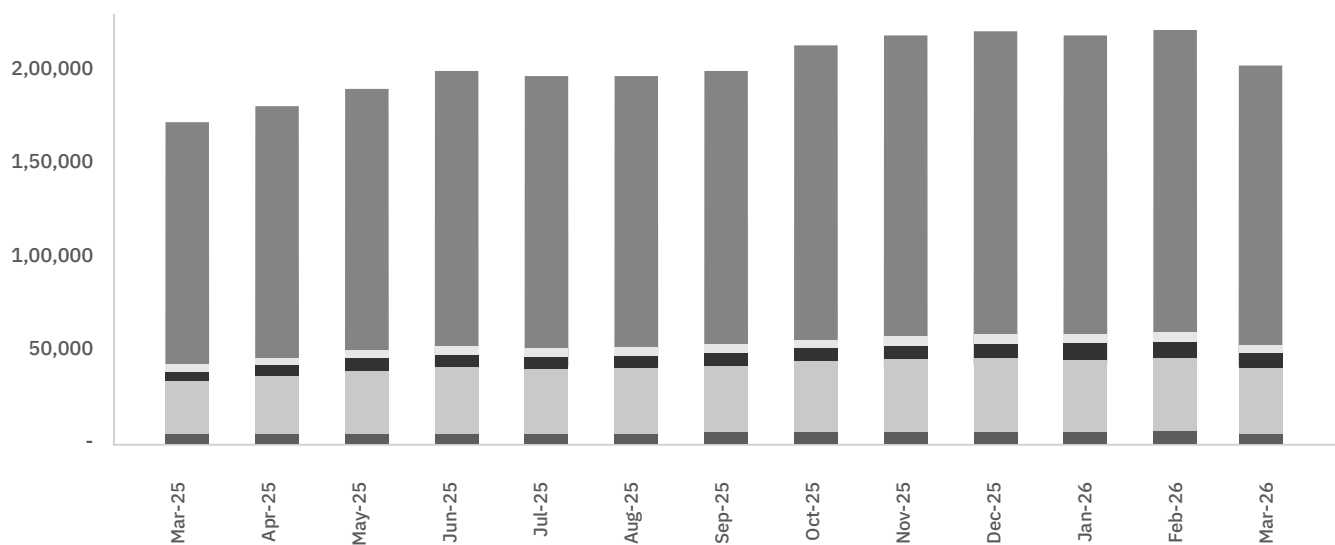
Index Type	Mar-25	Apr-25	May-25	Jun-25	Jul-25	Aug-25	Sep-25	Oct-25	Nov-25	Dec-25	Jan-26	Feb-26	Mar-26
G-Sec											16	16	14
G-Sec Plus SDL	132	136	141	143	149	143	145	147	148	149	156	133	131
G-Sec Maturity Based						35	39	38	27	27	28	32	29
Target Maturity	1,12,657	1,12,856	1,11,800	1,10,723	1,10,956	1,08,486	1,07,991	1,08,385	1,07,702	1,06,682	1,04,112	1,04,404	1,06,115

Index Funds- Debt: Number of Schemes (Numbers)



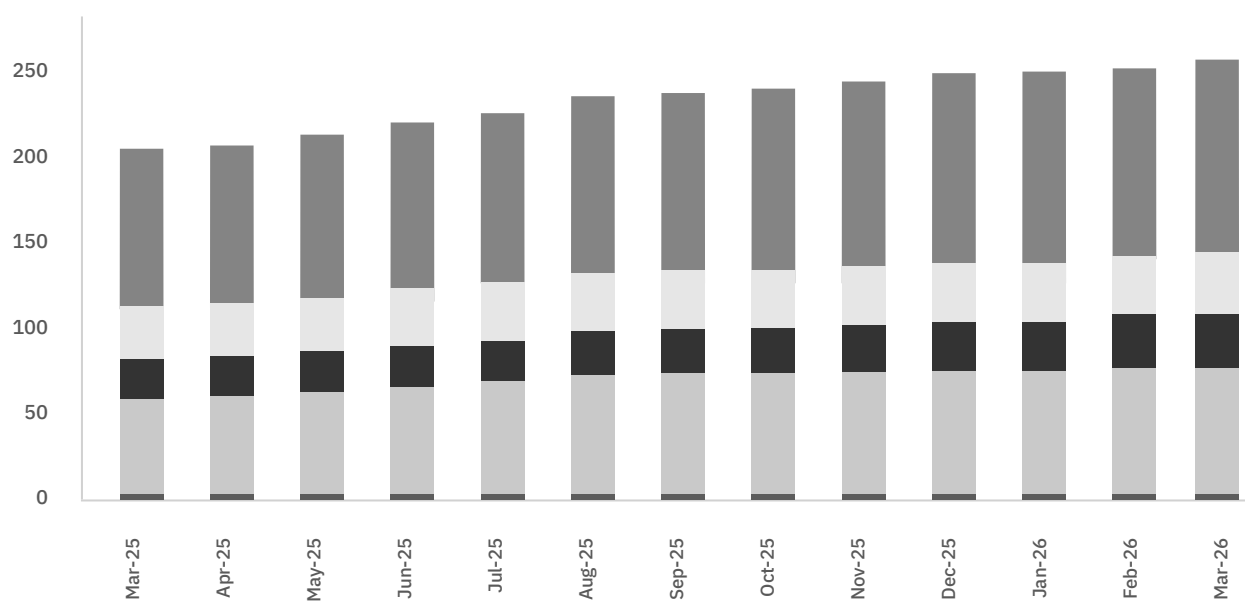
Index Type	Mar-25	Apr-25	May-25	Jun-25	Jul-25	Aug-25	Sep-25	Oct-25	Nov-25	Dec-25	Jan-26	Feb-26	Mar-26
G-Sec											1	1	1
G-Sec Plus SDL	1	1	1	1	1	1	1	1	1	1	1	1	1
G-Sec Maturity Based						1	1	1	1	1	1	1	1
Target Maturity	105	105	104	105	105	105	107	106	104	104	103	101	104

Index Funds- Equity: AUM (Rs. Crore)



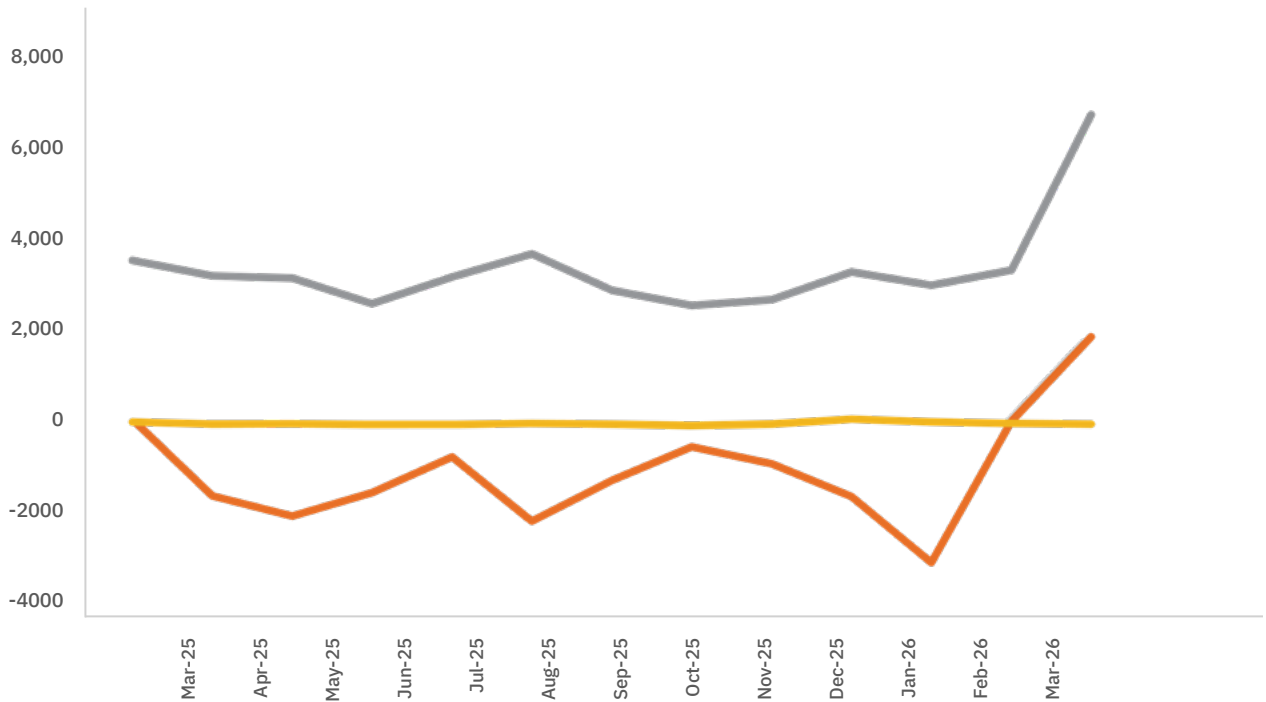
Index Type	Mar-25	Apr-25	May-25	Jun-25	Jul-25	Aug-25	Sep-25	Oct-25	Nov-25	Dec-25	Jan-26	Feb-26	Mar-26
Broad Market	1,27,642	1,34,107	1,39,921	1,46,065	1,44,079	1,44,259	1,48,190	1,56,354	1,60,070	1,61,959	1,59,246	1,61,758	1,48,388
Sectoral	4,076	4,322	4,478	4,708	4,580	4,479	4,535	4,831	5,066	5,202	5,203	5,092	4,488
Thematic	4,814	5,448	6,727	7,218	6,587	6,554	7,078	7,495	7,893	7,888	8,224	8,680	7,927
Strategy	29,022	30,724	32,491	34,617	33,861	33,995	34,379	36,302	37,272	37,067	36,513	37,618	33,484
Global	5,049	4,922	5,272	5,522	6,015	6,265	6,580	6,756	6,725	6,724	6,996	6,857	6,709

Index Funds- Equity: Number of Schemes (Numbers)



Index Type	Mar-25	Apr-25	May-25	Jun-25	Jul-25	Aug-25	Sep-25	Oct-25	Nov-25	Dec-25	Jan-26	Feb-26	Mar-26
Broad Market	91	91	94	97	98	103	103	105	107	110	111	111	111
Sectoral	31	31	31	33	34	34	34	34	34	34	34	34	35
Thematic	23	23	24	24	24	25	26	26	27	28	28	31	31
Strategy	56	58	60	63	66	70	71	71	72	73	73	74	74
Global	2	2	2	2	2	2	2	2	2	2	2	2	2

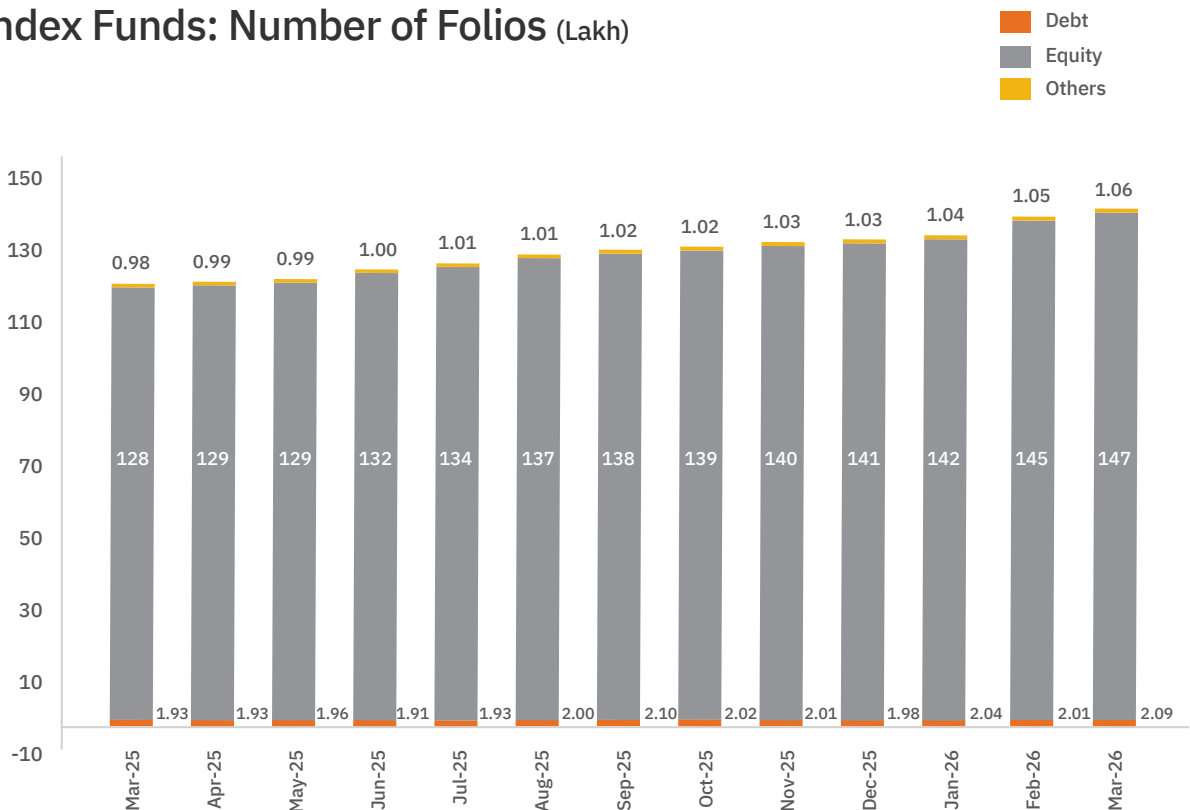
Net Inflows/Outflows of Investment (Rs. Crore)



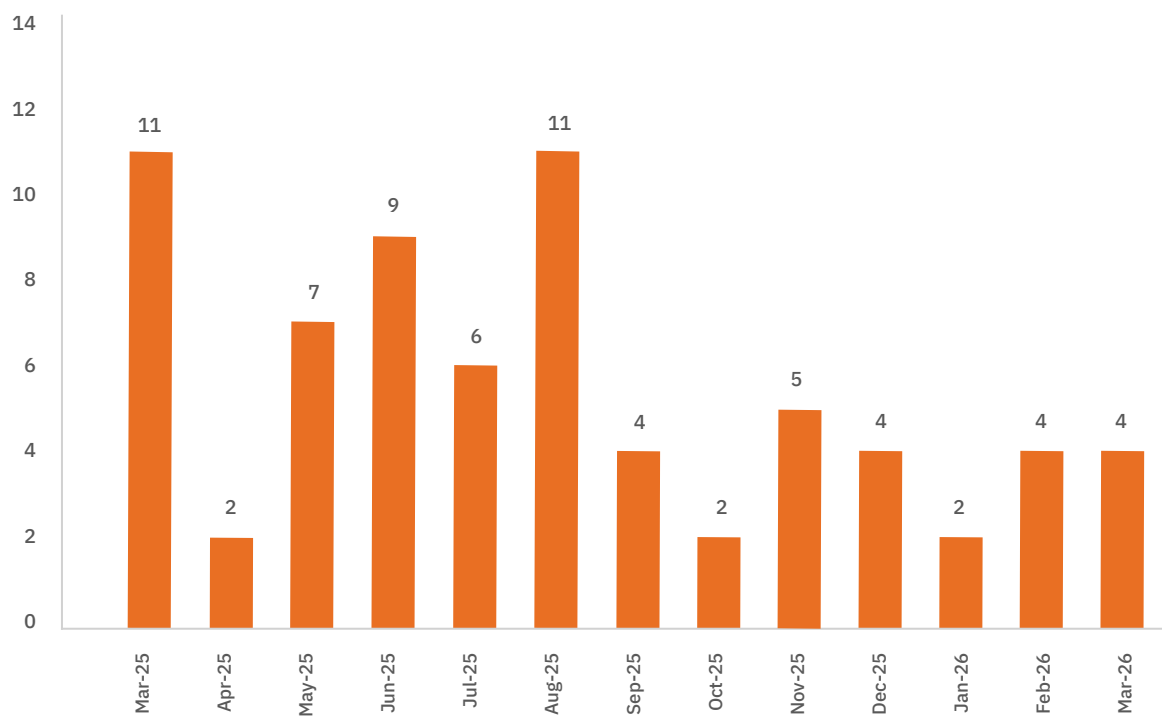
Mar-25 Apr-25 May-25 Jun-25 Jul-25 Aug-25 Sep-25 Oct-25 Nov-25 Dec-25 Jan-26 Feb-26 Mar-26

	Mar-25	Apr-25	May-25	Jun-25	Jul-25	Aug-25	Sep-25	Oct-25	Nov-25	Dec-25	Jan-26	Feb-26	Mar-26
Debt	92	-1,487	-1,908	-1,419	-684	-2,011	-1,165	-475	-825	-1,501	-2,868	53	1,794
Equity	3,372	3,051	3,010	2,478	3,029	3,508	2,755	2,439	2,560	3,136	2,861	3,173	6,379
Others	36	-9	3	-15	-15	6	-10	-35	-8	95	34	7	-4

Index Funds: Number of Folios (Lakh)



New Index Funds Scheme Launches (Numbers)



New Index Funds Launched in March 2026

Scheme Name	Scheme Type	AUM (Rs. Crore)
Nippon India CRISIL-IBX Financial Services 9-12 Months Debt Index Fund	Index Funds - Debt	815.78
HDFC CRISIL-IBX Financial Services 9-12 Months Debt Index Fund	Index Funds - Debt	756.55
Nippon India CRISIL-IBX Financial Services 3-6 Months Debt Index Fund	Index Funds - Debt	283.90
Groww Nifty PSU Bank Index Fund	Index Funds - Equity	5.21

Top 5 AMC's offering Index Fund Schemes by AUM

AS OF MAR 2026

Debt-Oriented Index Funds

AMC Name	AUM (Rs.Crore)
Aditya Birla Sun Life AMC Limited	19,885
SBI Funds Management Limited	14,545
Kotak Mahindra Asset Management	13,469
ICICI Prudential Asset Management Company Limited	12,651
Bandhan Asset Management Company Limited	11,355

Equity-Oriented Index Funds

AMC Name	AUM (Rs.Crore)
UTI Asset Management Company Limited	40,109
HDFC Asset Management	36,212
ICICI Prudential Asset Management Company Limited	30,308
Motilal Oswal Asset Management	21,594
SBI Funds Management Limited	18,212

Top 5 Index Fund Schemes by Index Type

AS OF MAR 2026

Debt-Oriented Index Funds

Scheme Name	AUM (Rs. Crore)
G-Sec	
Zerodha Nifty Short Duration G-Sec Index Fund	14
G-Sec Maturity Based	
JioBlackRock Nifty 8-13 yr G-Sec Index Fund	29
G-Sec Plus SDL	
Edelweiss CRISIL IBX 50 50 Gilt Plus SDL Short Duration Index Fund	131
Target Maturity	
ICICI Prudential Nifty PSU Bond Plus SDL Sep 2027 40 60 Index Fund	8,823
Aditya Birla Sun Life Nifty SDL Plus PSU Bond Sep 2026 60 40 Index Fund	8,444
SBI CPSE Bond Plus SDL Sep 2026 50 50 Index Fund	8,124
Kotak Nifty SDL Apr 2027 Top 12 Equal Weight Index Fund	6,825
Edelweiss Nifty PSU Bond Plus SDL Apr 2026 50 50 Index Fund	5,973

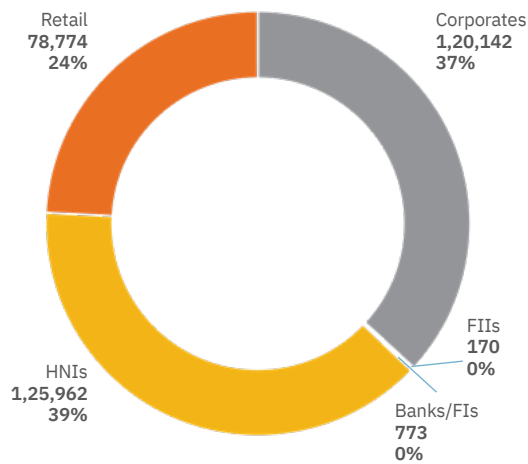
Equity-Oriented Index Funds

Scheme Name	AUM (Rs. Crore)
Broad Market	
UTI Nifty 50 Index Fund	24,433
HDFC Nifty 50 Index Fund	20,437
ICICI Prudential Nifty 50 Index Fund	14,153
SBI Nifty Index Fund	11,217
HDFC BSE Sensex Index Fund	7,897
Sectoral	
ICICI Prudential Nifty Bank Index Fund	612
Motilal Oswal Nifty Bank Index Fund	578
Navi Nifty Bank Index Fund	557
ICICI Prudential Nifty IT Index Fund	415
UTI Nifty Private Bank Index Fund	191
Thematic	
Motilal Oswal Nifty India Defence Index Fund	3,698
Aditya Birla Sun Life Nifty India Defence Index Fund	847
Tata Nifty Capital Markets Index Fund	490
Motilal Oswal Nifty Capital Market Index Fund	334
SBI BSE PSU Bank Index Fund	259
Strategy	
UTI Nifty 200 Momentum 30 Index Fund	7,476
DSP Nifty 50 Equal Weight Index Fund	2,255
Bandhan Nifty 100 Low Volatility 30 Index Fund	1,580
Motilal Oswal BSE Enhanced Value Index Fund	1,570
HDFC Nifty50 Equal Weight Index Fund	1,559
Global	
Motilal Oswal S&P 500 Index Fund	3,936
ICICI Prudential NASDAQ 100 Index Fund	2,773

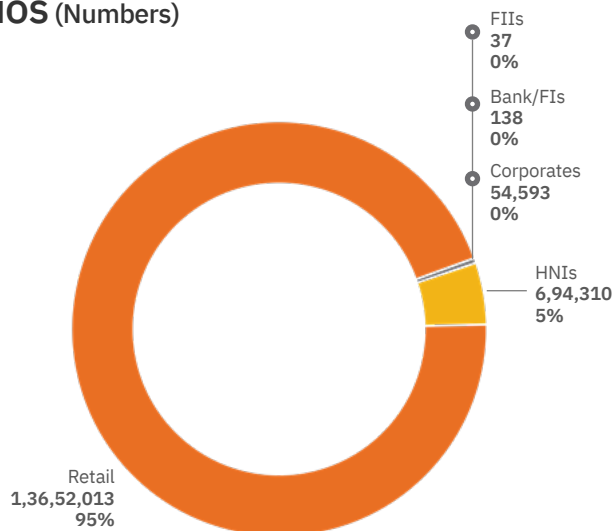
Holding Pattern of Index Funds

(AS OF DEC 2025)

AUM (Rs. Crore)



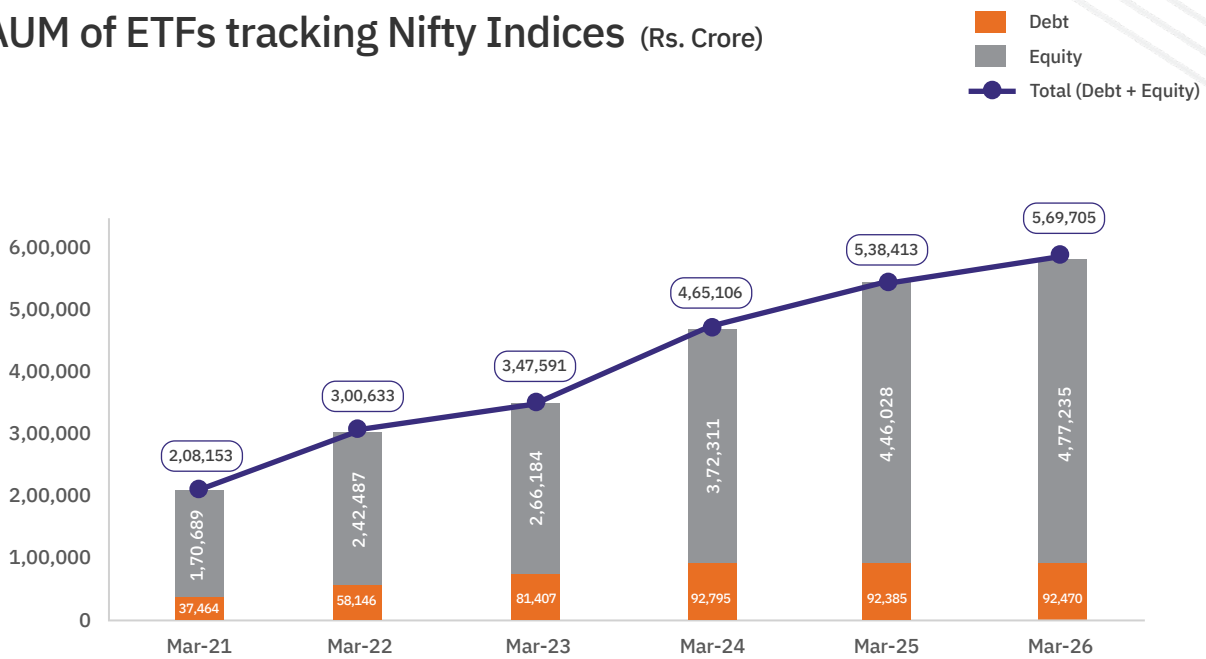
Folios (Numbers)



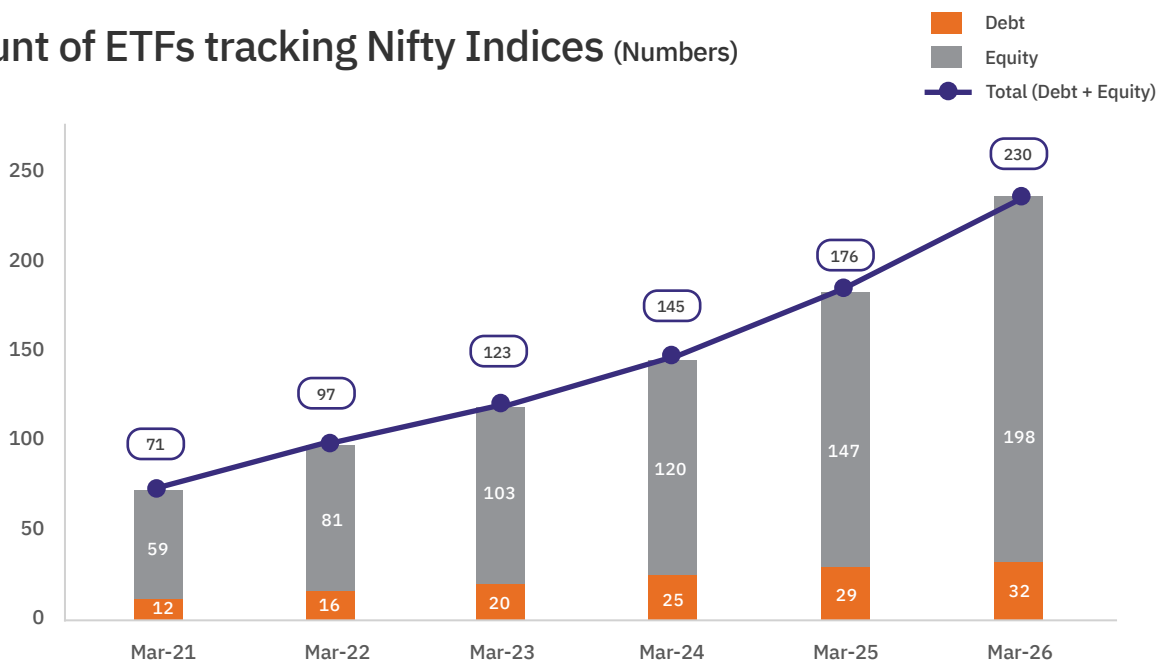
Passive Funds Linked to Nifty Indices

Passive Funds in Domestic Market: ETFs

AUM of ETFs tracking Nifty Indices (Rs. Crore)

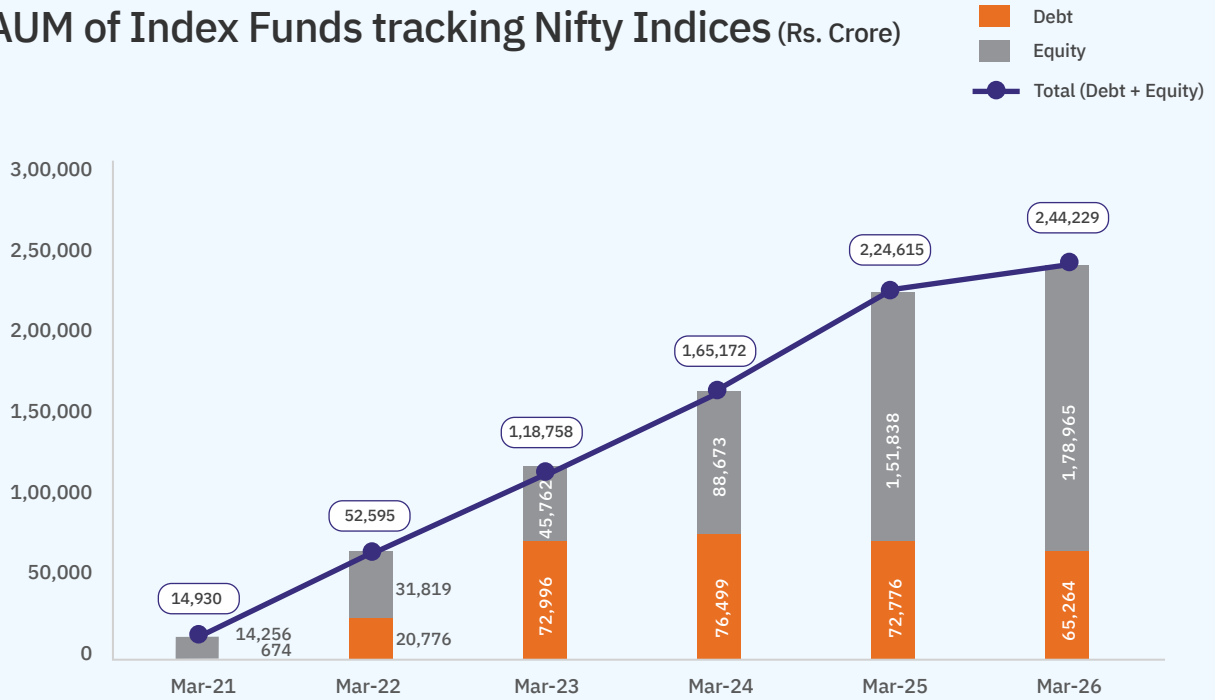


Count of ETFs tracking Nifty Indices (Numbers)

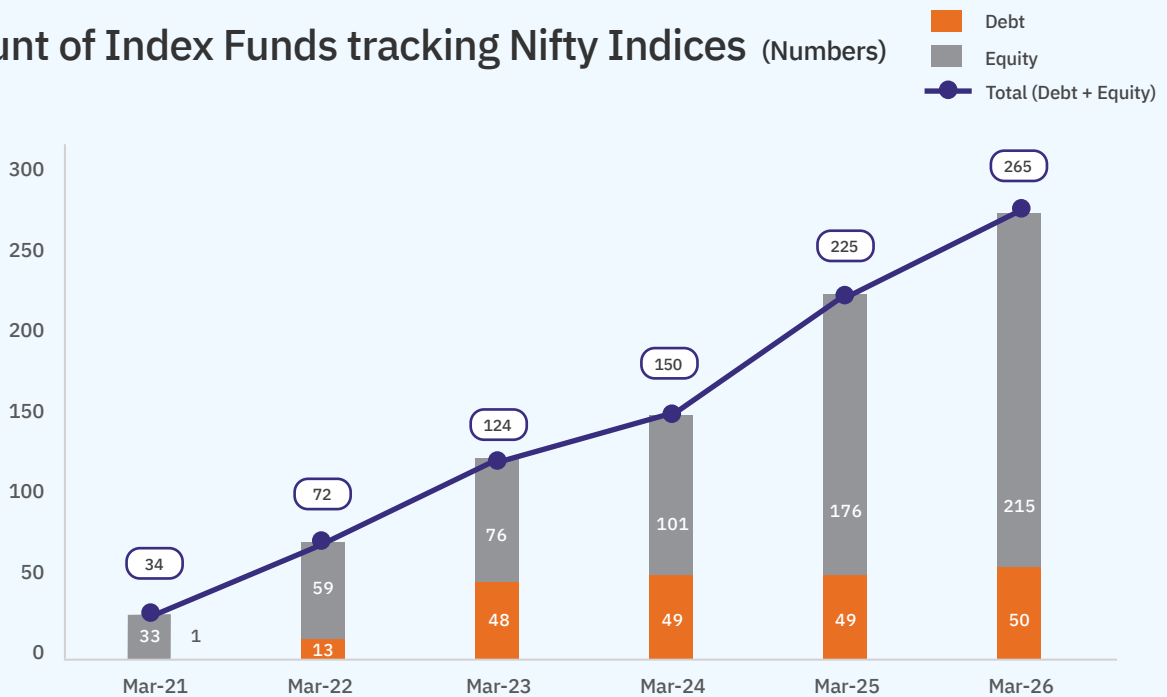


Passive Funds in Domestic Market: Index Funds

AUM of Index Funds tracking Nifty Indices (Rs. Crore)

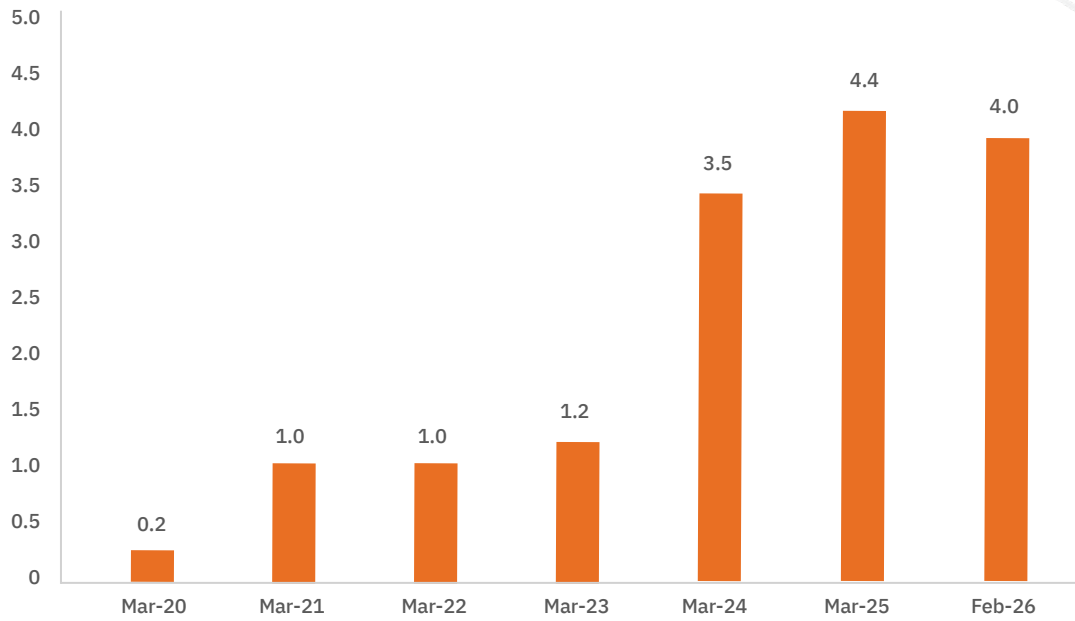


Count of Index Funds tracking Nifty Indices (Numbers)

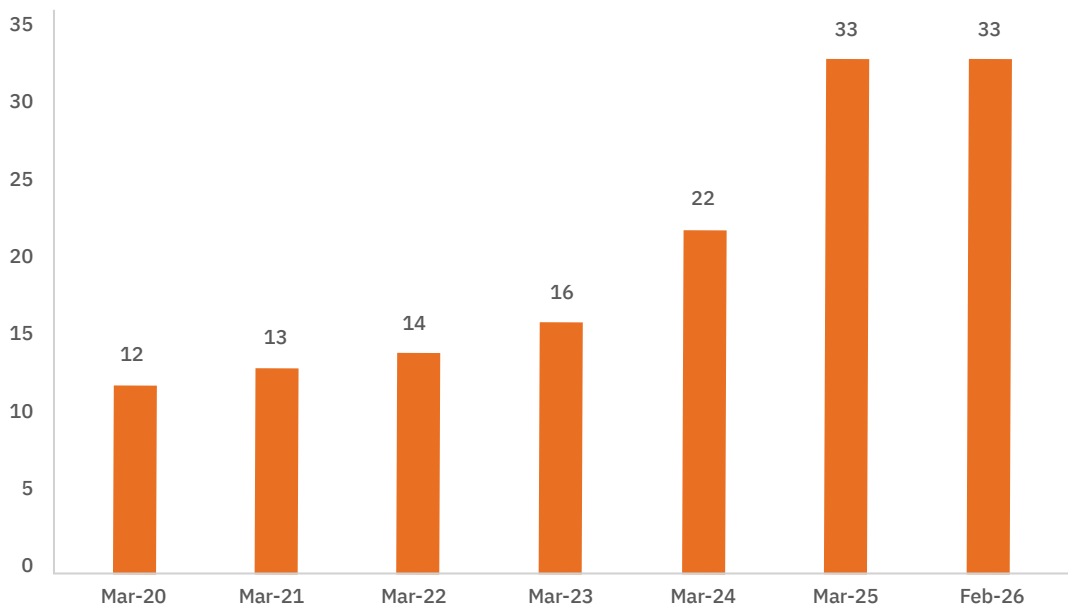


Passive Funds in Global Market

AUM of Passive Funds Benchmarked to Nifty Indices (USD Billion)



Count of Passive Funds tracking Nifty Indices (Numbers)



Annexure

ETFs tracking Nifty Indices and their AUM

NSE Indices and Linked Schemes	AUM (Rs.Crore)	MoM% Change	YoY% Change
ETFs - Equity			
Nifty 50 TRI			
SBI Nifty 50 ETF	191,909	-10.07%	2.42%
UTI Nifty 50 ETF	64,007	-7.31%	9.99%
Nippon India ETF Nifty 50 Bees	57,033	-1.04%	30.97%
ICICI Prudential Nifty 50 ETF	36,877	-2.80%	39.15%
HDFC Nifty 50 ETF	4,839	-6.99%	14.99%
Mirae Asset Nifty 50 ETF	4,789	0.49%	11.56%
Kotak Nifty 50 ETF	3,092	-5.90%	7.37%
Aditya Birla Sun Life Nifty 50 ETF	2,866	-12.18%	-6.40%
Axis Nifty 50 ETF	1,163	-5.93%	68.85%
LIC MF NIFTY 50 ETF	799	-11.21%	-2.24%
Tata Nifty 50 Exchange Traded Fund	660	-9.31%	-1.72%
DSP Nifty 50 ETF	202	-5.86%	-40.99%
Bajaj Finserv Nifty 50 ETF	160	-17.20%	-17.55%
Invesco India Nifty 50 Exchange Traded Fund	85	-10.77%	-3.20%
Quantum Nifty 50 ETF	75	-8.02%	17.69%
Motilal Oswal Nifty 50 ETF	52	-7.18%	2.84%
Zerodha Nifty 50 ETF	52	136.97%	0.00%
Groww Nifty 50 ETF	26	36.22%	0.00%
Bandhan Nifty 50 ETF	21	-11.31%	-22.48%
Angel One Nifty 50 ETF	19	13.51%	0.00%
Edelweiss Nifty 50 ETF	15	-11.27%	0.00%
Nifty Bank TRI			
Nippon India ETF Nifty Bank Bees	7,162	-10.23%	-2.97%
Kotak Nifty Bank ETF	4,395	-32.63%	-10.94%
SBI Nifty Bank ETF	3,374	-16.39%	-19.74%
UTI Nifty Bank ETF	3,320	-17.69%	-7.44%
ICICI Prudential Nifty Bank ETF	2,599	-17.43%	-6.07%
HDFC Nifty Bank ETF	2,408	-16.98%	-7.49%
Aditya Birla Sun Life Nifty Bank ETF	2,284	-21.41%	-5.37%
DSP Nifty Bank ETF	585	-20.12%	11.75%
Bajaj Finserv Nifty Bank ETF	355	-16.59%	56.79%
Axis Nifty Bank ETF	316	-25.48%	-5.67%
Mirae Asset Nifty Bank ETF	269	3.93%	17.79%
Edelweiss Nifty Bank ETF	12	-13.97%	18.08%
Baroda BNP Paribas Nifty Bank ETF	3	-10.40%	-19.46%
Nifty CPSE TRI			
CPSE ETF	20,592	-18.57%	-45.28%

NSE Indices and Linked Schemes	AUM (Rs.Crore)	MoM% Change	YoY% Change
Nifty Next 50 TRI			
Nippon India ETF Nifty Next 50 Junior Bees	6,763	-7.20%	18.34%
SBI Nifty Next 50 ETF	2,583	-10.96%	-10.41%
UTI Nifty Next 50 Exchange Traded Fund	2,056	-7.06%	54.25%
ICICI Prudential Nifty Next 50 ETF	2,007	-11.78%	-13.45%
Mirae Asset Nifty Next 50 ETF	1,057	-8.03%	95.43%
Aditya Birla Sun Life Nifty Next 50 ETF	107	9.43%	34.41%
HDFC NIFTY NEXT 50 ETF	91	-10.43%	-29.26%
Kotak Nifty Next 50 ETF	12	28.24%	0.00%
Groww Nifty Next 50 ETF	8	16.46%	0.00%
DSP Nifty Next 50 ETF	7	-6.48%	0.00%
Motilal Oswal Nifty Next 50 ETF	3	34.86%	0.00%
Nifty PSU Bank TRI			
Nippon India ETF Nifty PSU Bank Bees	3,670	-20.81%	45.52%
Kotak Nifty PSU Bank ETF	2,148	-19.68%	56.21%
DSP Nifty PSU Bank ETF	197	-23.72%	215.55%
ICICI Prudential Nifty PSU Bank ETF	110	-18.44%	54.54%
Mirae Asset Nifty PSU Bank ETF	53	-22.59%	39.49%
HDFC Nifty PSU Bank ETF	30	-14.39%	22.82%
Groww Nifty PSU Bank ETF	5	0.00%	0.00%
Nifty Midcap 150 TRI			
Nippon India ETF Nifty Midcap 150	2,813	-3.85%	44.31%
Mirae Asset Nifty Midcap 150 ETF	1,427	-2.82%	53.83%
ICICI Prudential Nifty Midcap 150 ETF	602	-5.22%	45.96%
Zerodha Nifty Midcap 150 ETF	209	3.27%	229.67%
HDFC NIFTY Midcap 150 ETF	121	8.63%	60.22%
UTI Nifty Midcap 150 Exchange Traded Fund	12	-0.12%	40.73%
Kotak Nifty Midcap 150 ETF	10	53.79%	1094.13%
SBI Nifty Midcap 150 ETF	7	0.00%	0.00%
DSP Nifty Midcap 150 ETF	5	-37.76%	0.00%
Groww Nifty Midcap 150 ETF	5	-14.89%	0.00%
Nifty IT TRI			
Nippon India ETF Nifty IT	3,363	-0.97%	65.15%
ICICI Prudential Nifty IT ETF	434	-3.55%	4.08%
Kotak Nifty IT ETF	383	-1.59%	144.71%
Axis Nifty IT ETF	150	-4.75%	-13.44%
DSP Nifty IT ETF	120	23.34%	232.12%
Aditya Birla Sun Life Nifty IT ETF	109	-41.75%	265.87%
Mirae Asset Nifty IT ETF	92	-35.86%	-31.85%
SBI Nifty IT ETF	65	-4.49%	-14.27%
HDFC NIFTY IT ETF	60	-3.56%	11.55%
UTI Nifty IT ETF	5	-5.04%	1.17%
Nifty Private Bank TRI			
ICICI Prudential Nifty Private Bank ETF	2,516	-19.12%	-14.76%
DSP Nifty Private Bank ETF	479	-8.75%	26.64%
SBI Nifty Private Bank ETF	366	-12.98%	114.00%

NSE Indices and Linked Schemes	AUM (Rs.Crore)	MoM% Change	YoY% Change
HDFC NIFTY Private Bank ETF	320	-12.01%	-0.66%
Tata Nifty Private Bank Exchange Traded Fund	10	-13.96%	-16.81%
Nifty 100 Low Volatility 30 TRI			
ICICI Prudential Nifty 100 Low Volatility 30 ETF	3,305	-10.85%	-4.36%
Kotak Nifty 100 Low Volatility 30 ETF	163	-6.05%	0.23%
Mirae Asset Nifty 100 Low Volatility 30 ETF	43	-10.70%	6.38%
HDFC Nifty100 Low Volatility 30 ETF	11	-12.83%	-21.14%
Nifty Smallcap 250 TRI			
HDFC NIFTY Smallcap 250 ETF	2,020	18.04%	115.82%
Motilal Oswal Nifty Smallcap 250 ETF	180	8.86%	111.37%
Mirae Asset Nifty Smallcap 250 ETF	49	80.39%	0.00%
Groww Nifty Smallcap 250 ETF	14	9.63%	0.00%
DSP Nifty Smallcap 250 ETF	3	-47.20%	0.00%
Nifty Metal TRI			
ICICI Prudential Nifty Metal ETF	941	-6.65%	582.07%
Mirae Asset Nifty Metal ETF	429	1.89%	954.97%
Groww Nifty Metal ETF	33	-3.78%	0.00%
Nifty Alpha Low-Volatility 30 TRI			
ICICI Prudential Nifty Alpha Low - Volatility 30 ETF	1,394	-11.74%	-16.69%
Nifty India Defence TRI			
Motilal Oswal Nifty India Defence ETF	1,127	-11.19%	738.02%
Groww Nifty India Defence ETF	252	-8.60%	174.33%
Nifty 50 Equal Weight TRI			
DSP Nifty 50 Equal Weight ETF	1,055	-9.50%	109.81%
Mirae Asset Nifty 50 Equal Weight ETF	134	-6.41%	0.00%
Motilal Oswal Nifty 50 Equal Weight ETF	118	13.32%	0.00%
SBI Nifty50 Equal Weight ETF	33	4.22%	28.90%
Nifty 100 TRI			
LIC MF NIFTY 100 ETF	668	-11.63%	-4.41%
Nippon India ETF Nifty 100	304	-5.67%	4.35%
ICICI Prudential Nifty 100 ETF	144	-7.59%	30.20%
Zerodha Nifty 100 ETF	131	1.39%	168.69%
HDFC NIFTY 100 ETF	42	1.94%	47.53%
Motilal Oswal Nifty 100 ETF	11	-1.87%	0.00%
Nifty Midcap 100 TRI			
Motilal Oswal Nifty Midcap 100 ETF	727	-7.63%	33.89%
LIC MF Nifty Midcap 100 ETF	560	-10.93%	-12.56%
Nifty Pharma TRI			
Nippon India Nifty Pharma ETF	1,248	17.89%	45.71%
Nifty Smallcap 250 Momentum Quality 100 TRI			
Mirae Asset Nifty Smallcap 250 Momentum Quality 100 ETF	811	1.11%	48.13%
Nifty 200 Momentum 30 TRI			
ICICI Prudential Nifty 200 Momentum 30 ETF	487	-16.35%	-14.12%
Motilal Oswal Nifty 200 Momentum 30 ETF	111	-11.22%	-3.93%
HDFC Nifty200 Momentum 30 ETF	87	-9.41%	7.28%
Aditya Birla Sun Life Nifty 200 Momentum 30 ETF	40	-9.68%	-7.59%

NSE Indices and Linked Schemes	AUM (Rs.Crore)	MoM% Change	YoY% Change
Kotak Nifty 200 Momentum 30 ETF	18	193.07%	0.00%
Nifty FMCG TRI			
ICICI Prudential Nifty FMCG ETF	698	-15.09%	27.43%
Nifty top 10 Equal Weight TRI			
DSP Nifty Top 10 Equal Weight ETF	698	-17.00%	21.75%
Nifty Alpha 50 TRI			
Kotak Nifty Alpha 50 ETF	684	-4.97%	23.60%
Motilal Oswal Nifty Alpha 50 ETF	6	-2.17%	0.00%
Nifty Auto TRI			
Nippon India Nifty Auto ETF	384	-7.31%	26.97%
ICICI Prudential Nifty Auto ETF	162	-15.27%	42.69%
Nifty Infrastructure TRI			
ICICI Prudential Nifty Infrastructure ETF	365	-8.76%	201.38%
Nippon India ETF Nifty Infrastructure Bees	170	-3.15%	-1.44%
Nifty 50 Value 20 TRI			
ICICI Prudential Nifty50 Value 20 ETF	172	-8.37%	-4.96%
Nippon India ETF Nifty 50 Value 20	141	-8.27%	-36.13%
Kotak Nifty 50 Value 20 ETF	77	-8.92%	-30.74%
HDFC Nifty 50 Value 20 ETF	35	-3.52%	-7.85%
Nifty EV and New Age Automotive TRI			
Groww Nifty EV & New Age Automotive ETF	231	-12.79%	0.37%
Mirae Asset Nifty EV and New Age Automotive ETF	137	-13.54%	-12.98%
ICICI Prudential Nifty EV & New Age Automotive ETF	44	-9.06%	0.00%
Nifty Financial Services TRI			
Mirae Asset Nifty Financial Services ETF	391	-14.79%	-0.42%
Nifty MidSmallcap 400 Momentum Quality 100 TRI			
Mirae Asset Nifty MidSmallcap 400 Momentum Quality 100 ETF	372	-4.18%	23.64%
Nifty 200 Alpha 30 TRI			
Mirae Asset Nifty 200 Alpha 30 ETF	354	-12.37%	-6.50%
Nifty 500 Momentum 50 TRI			
Motilal Oswal Nifty 500 Momentum 50 ETF	287	4.07%	116.32%
Groww Nifty 500 Momentum 50 ETF	22	-1.03%	0.00%
Nifty India Consumption TRI			
Nippon India ETF Nifty India Consumption	183	-6.93%	14.12%
ICICI Prudential Nifty India Consumption ETF	51	-6.90%	-11.38%
Kotak Nifty India Consumption ETF	31	-10.42%	428.50%
SBI Nifty Consumption ETF	21	-10.44%	9.17%
Axis Nifty India Consumption ETF	12	-10.43%	-11.15%
Nifty Energy TRI			
Mirae Asset Nifty Energy ETF	234	5.60%	0.00%
Motilal Oswal Nifty Energy ETF	56	5.55%	0.00%
Nifty Healthcare TRI			
ICICI Prudential Nifty Healthcare ETF	157	3.11%	20.44%
Aditya Birla Sun Life Nifty Healthcare ETF	73	10.52%	106.73%
Axis Nifty Healthcare ETF	20	-4.53%	7.91%
DSP Nifty Healthcare ETF	13	-1.84%	28.82%

NSE Indices and Linked Schemes	AUM (Rs.Crore)	MoM% Change	YoY% Change
Nifty Oil & Gas TRI			
ICICI Prudential Nifty Oil & Gas ETF	257	-8.46%	58.30%
Nifty Realty TRI			
Motilal Oswal Nifty Realty ETF	242	-8.68%	262.34%
Groww Nifty Realty ETF	12	7.95%	0.00%
Nifty Financial Services EX-Bank TRI			
ICICI Prudential Nifty Financial Services Ex-Bank ETF	243	-12.31%	118.22%
Nifty India Manufacturing Index TRI			
Mirae Asset Nifty India Manufacturing ETF	227	-9.85%	11.96%
Nippon India Nifty India Manufacturing ETF	11	1.70%	0.00%
Motilal Oswal Nifty India Manufacturing ETF	2	11.34%	0.00%
Nifty 200 Quality 30 TRI			
ICICI Prudential Nifty 200 Quality 30 ETF	141	-14.29%	-14.86%
SBI Nifty 200 Quality 30 ETF	70	-6.67%	-41.96%
Aditya Birla Sun Life Nifty 200 Quality 30 ETF	24	-6.59%	-17.42%
Kotak Nifty200 Quality 30 ETF	2	18.56%	0.00%
Nifty 500 TRI			
Motilal Oswal Nifty 500 ETF	231	8.24%	96.94%
Nifty Midcap 50 TRI			
Kotak Nifty Midcap 50 ETF	166	-5.70%	212.87%
Nifty India Digital TRI			
Tata Nifty India Digital Exchange Traded Fund	152	-5.98%	-3.40%
Nifty Capital Markets TRI			
Motilal Oswal Nifty Capital Market ETF	130	3.25%	2321.01%
Groww Nifty Capital Markets ETF	21	-1.37%	0.00%
Nifty India Railways PSU TRI			
Groww Nifty India Railways PSU ETF	121	-12.63%	315.57%
Nifty Large Midcap 250 TRI			
Edelweiss Nifty LargeMidcap 250 ETF	118	-3.39%	0.00%
Nifty Commodities TRI			
ICICI Prudential Nifty Commodities ETF	110	-7.43%	52.44%
Nifty 100 ESG Sector Leaders TRI			
Mirae Asset Nifty 100 ESG Sector Leaders ETF	95	-12.09%	-18.91%
Nifty Midcap 150 Quality 50 TRI			
DSP Nifty Midcap 150 Quality 50 ETF	85	-15.20%	-6.79%
Nifty 500 Multicap 50:25:25 TRI			
Mirae Asset Nifty500 Multicap 50 25 25 ETF	72	9.79%	63.25%
Nifty Dividend Opportunities 50 TRI			
Nippon India ETF Nifty Dividend Opportunities 50	64	-11.35%	1.88%
Nifty Chemicals TRI			
Kotak Nifty Chemicals ETF	51	0.43%	0.00%
Groww Nifty Chemicals ETF	7	-5.11%	0.00%
Nifty Smallcap 100 TRI			
Zerodha Nifty Smallcap 100 ETF	56	37.62%	0.00%
Nifty 50 Shariah TRI			
Nippon India ETF Nifty 50 Shariah Bees	49	-4.74%	52.25%

NSE Indices and Linked Schemes	AUM (Rs.Crore)	MoM% Change	YoY% Change
Nifty India Internet TRI			
Groww Nifty India Internet ETF	25	4.04%	0.00%
Mirae Asset Nifty India Internet ETF	21	13.62%	0.00%
Nifty 200 Value 30 TRI			
ICICI Prudential Nifty200 Value 30 ETF	45	21.08%	334.62%
Nifty India New Age Consumption TRI			
Mirae Asset Nifty India New Age Consumption ETF	45	1.67%	74.50%
Nifty MNC TRI			
Kotak Nifty MNC ETF	39	-10.21%	23.22%
Motilal Oswal Nifty MNC ETF	2	-12.20%	0.00%
Nifty PSE TRI			
Aditya Birla Sun Life Nifty PSE ETF	21	-15.50%	-33.83%
Groww Nifty PSE ETF	17	-5.87%	0.00%
Motilal Oswal Nifty PSE ETF	2	9.97%	0.00%
Nifty Total Market TRI			
Angel One Nifty Total Market ETF	38	-11.37%	127.27%
Nifty Midcap150 Momentum 50 TRI			
Motilal Oswal Nifty Midcap 150 Momentum 50 ETF	30	14.41%	0.00%
SBI Nifty Midcap 150 Momentum 50 ETF	7	0.00%	0.00%
Nifty 500 Value 50 TRI			
Axis Nifty500 Value 50 ETF	28	5.95%	195.61%
Mirae Asset Nifty 500 Value 50 ETF	6	0.00%	0.00%
Nifty 500 Multicap Momentum Quality 50 TRI			
Edelweiss Nifty500 Multicap Momentum Quality 50 ETF	32	-4.20%	28.55%
Nifty 100 Quality 30 TRI			
HDFC Nifty100 Quality 30 ETF	19	-6.96%	11.02%
Nifty Growth Sectors 15 TRI			
HDFC Nifty Growth Sectors 15 ETF	18	0.45%	27.69%
Nifty India Tourism TRI			
Motilal Oswal Nifty India Tourism ETF	15	89.05%	0.00%
Nifty 200 TRI			
Groww Nifty 200 ETF	14	-8.16%	2.43%
Nifty 500 Flexicap Quality 30 TRI			
DSP Nifty500 Flexicap Quality 30 ETF	12	3.88%	0.00%
Nifty 100 Equal Weighted TRI			
Kotak Nifty 100 Equal Weight ETF	11	31.23%	1374.95%
Nifty Top 20 Equal Weight TRI			
Mirae Asset Nifty Top 20 Equal Weight ETF	10	6.98%	0.00%
Nifty Top 15 Equal Weight TRI			
ICICI Prudential Nifty Top 15 Equal Weight ETF	9	12.06%	0.00%
Nifty 500 Healthcare TRI			
Mirae Asset Nifty 500 Healthcare ETF	8	4.61%	0.00%
Nifty India Infrastructure & Logistics TRI			
Mirae Asset Nifty India Infrastructure & Logistics ETF	7	-4.02%	0.00%
Nifty Total Market Momentum Quality 50 TRI			
Angel One Nifty Total Market Momentum Quality 50 ETF	6	-7.02%	0.00%

NSE Indices and Linked Schemes	AUM (Rs.Crore)	MoM% Change	YoY% Change
Nifty Services Sector TRI			
Motilal Oswal Nifty Services Sector ETF	5	-3.93%	0.00%
Nifty 500 Low Volatility 50 TRI			
Groww Nifty 500 Low Volatility 50 ETF	4	-13.80%	0.00%
ETFs - Debt			
Nifty BHARAT Bond Index - April 2030			
Bharat Bond ETF - April 2030	24,761	-1.39%	32.55%
Nifty 1D Rate Index			
Nippon India ETF Nifty 1D Rate Liquid Bees	10,182	-10.81%	-10.70%
Zerodha Nifty 1D Rate Liquid ETF	8,482	-3.06%	113.04%
Kotak Nifty 1D Rate Liquid ETF	1,786	14.67%	38.02%
Bajaj Finserv Nifty 1D Rate Liquid ETF - Growth	647	5.79%	40.06%
Mirae Asset Nifty 1D Rate Liquid ETF - Growth	600	-37.31%	134.51%
Mirae Asset Nifty 1D Rate Liquid ETF-IDCW	493	-5.18%	-12.26%
DSP Nifty 1D Rate Liquid ETF	419	-8.72%	-26.95%
Nippon India Nifty 1D Rate Liquid ETF - Growth	129	22.53%	0.00%
SBI Nifty 1D Rate Liquid ETF - Growth	122	78.79%	0.00%
HDFC NIFTY 1D Rate Liquid ETF - Growth	97	-4.83%	281.04%
Angel One Nifty 1D Rate Liquid ETF - Growth	88	-18.45%	236.71%
Groww Nifty 1D Rate Liquid ETF	77	-8.52%	30.02%
SBI Nifty 1D Rate Liquid ETF - IDCW	66	11.26%	127.64%
Shriram Nifty 1D Rate Liquid ETF	37	1.81%	20.07%
Edelweiss Nifty 1D Rate Liquid ETF - Growth	36	-0.01%	0.00%
Nifty BHARAT Bond Index - April 2031			
Bharat Bond ETF- April 2031	13,166	-1.27%	2.24%
Nifty BHARAT Bond Index - April 2032			
Bharat Bond ETF - April 2032	10,587	-1.47%	-1.25%
Nifty BHARAT Bond Index - April 2033			
Bharat Bond ETF - April 2033	6,214	-1.96%	0.23%
Nifty 8-13 yr G-Sec index			
Nippon India ETF Nifty 8-13 Yr G-Sec Long Term Gilt	2,493	-5.55%	4.56%
LIC MF NIFTY 8-13 YR G-SEC ETF	2,265	-1.88%	-8.36%
Zerodha Nifty 8-13 Yr G-Sec ETF	106	2.98%	0.00%
Mirae Asset Nifty 8-13 yr G-Sec ETF	93	-1.59%	3.52%
Nifty SDL Apr 2026 Top 20 Equal Weight Index			
Nippon India ETF Nifty SDL Apr 2026 Top 20 Equal Weight	4,322	-12.67%	-17.67%
Nifty 10-Yr Benchmark G-Sec Index			
SBI Nifty 10 yr Benchmark G-Sec ETF	3,201	-2.04%	1.26%
ICICI Prudential Nifty 10 yr Benchmark G-Sec ETF	529	-28.24%	-4.35%
UTI Nifty 10 yr Benchmark G-Sec ETF	23	-1.86%	2.14%
Nifty AAA Bond Plus SDL Apr 2026 50:50 Index			
Axis Nifty AAA Bond Plus SDL Apr 2026 50 50 ETF	1,009	-3.06%	-9.43%
Nifty 5 Yr Benchmark G-Sec Index			
Nippon India ETF Nifty 5 Yr Benchmark G-Sec	241	-2.71%	31.32%
Motilal Oswal Nifty 5 year benchmark G-Sec ETF	153	-2.26%	52.95%
UTI Nifty 5 yr Benchmark G-Sec ETF	25	-1.46%	4.90%
ICICI Prudential Nifty 5 Yr Benchmark G-Sec ETF	20	3.47%	-64.25%

Index Funds tracking Nifty Indices and their AUM

NSE Indices and Linked Schemes	AUM (Rs.Crore)	MoM% Change	YoY% Change
Index Funds - Equity			
Nifty 50 TRI			
UTI Nifty 50 Index Fund	24,433	-8.43%	14.40%
HDFC Nifty 50 Index Fund	20,437	-8.46%	7.30%
ICICI Prudential Nifty 50 Index Fund	14,153	-8.04%	12.16%
SBI Nifty Index Fund	11,217	-5.57%	22.02%
Navi Nifty 50 Index Fund	3,573	-7.74%	22.27%
Nippon India Index Fund - Nifty 50 Plan	3,030	-4.13%	31.24%
Bandhan Nifty 50 Index Fund	2,228	-0.75%	27.99%
Tata Nifty 50 Index Fund	1,380	-8.85%	20.99%
Aditya Birla Sun Life Nifty 50 Index Fund	1,170	-8.40%	17.65%
Kotak Nifty 50 Index Fund	981	-7.09%	21.37%
DSP Nifty 50 Index Fund	909	-7.55%	33.18%
Axis Nifty 50 Index Fund	799	-5.95%	23.21%
Motilal Oswal Nifty 50 Index Fund	786	-7.85%	22.68%
Franklin India NSE Nifty 50 Index Fund	678	-11.27%	-3.19%
HSBC Nifty 50 Index Fund	353	-9.23%	12.06%
LIC MF NIFTY 50 INDEX FUND	335	-5.16%	6.02%
Edelweiss Nifty 50 Index Fund	250	-3.26%	65.03%
JioBlackRock Nifty 50 Index Fund	219	6.67%	0.00%
Baroda BNP Paribas Nifty 50 Index Fund	54	-13.78%	-16.22%
Mirae Asset Nifty 50 Index Fund	52	-2.67%	107.05%
Zerodha Nifty 50 Index Fund	44	46.12%	0.00%
Bajaj Finserv Nifty 50 Index Fund	35	-17.73%	0.00%
Angel One Nifty 50 Index Fund	29	-9.01%	0.00%
Groww Nifty 50 Index Fund	20	-2.88%	0.00%
Taurus Nifty 50 Index Fund	6	-8.33%	6.68%
Nifty Next 50 TRI			
ICICI Prudential Nifty Next 50 Index Fund	7,604	-9.43%	12.49%
UTI Nifty Next 50 Index Fund	5,551	-11.13%	14.88%
HDFC Nifty Next 50 Index Fund	1,994	-11.35%	13.38%
SBI Nifty Next 50 Index Fund	1,711	-9.98%	10.78%
DSP Nifty Next 50 Index Fund	1,066	-10.76%	18.54%
Navi Nifty Next 50 Index Fund	1,002	-9.98%	36.63%
Kotak Nifty Next 50 Index Fund	854	-9.33%	52.51%
Axis Nifty Next 50 Index Fund	397	-9.66%	29.72%
Motilal Oswal Nifty Next 50 Index Fund	381	-10.78%	23.89%
Edelweiss Nifty Next 50 Index Fund	218	-1.17%	82.28%
Aditya Birla Sun Life Nifty Next 50 Index Fund	203	-18.07%	1.83%
JioBlackRock Nifty Next 50 Index Fund	164	-4.83%	0.00%
HSBC Nifty Next 50 Index Fund	129	-11.59%	3.24%
Tata Nifty Next 50 Index Fund	99	-9.68%	0.00%
LIC MF Nifty Next 50 Index Fund	90	-11.40%	-1.78%
Bajaj Finserv Nifty Next 50 Index Fund	25	-12.80%	0.00%

NSE Indices and Linked Schemes	AUM (Rs.Crore)	MoM% Change	YoY% Change
Bandhan Nifty Next 50 Index Fund	25	-7.09%	92.86%
Groww Nifty Next 50 Index Fund	7	-7.63%	0.00%
Nifty 200 Momentum 30 TRI			
UTI Nifty 200 Momentum 30 Index Fund	7,476	-14.19%	1.67%
Motilal Oswal Nifty 200 Momentum 30 Index Fund	840	-13.76%	0.35%
HDFC Nifty200 Momentum 30 Index Fund	544	-16.08%	-18.65%
ICICI Prudential Nifty 200 Momentum 30 Index Fund	481	-14.81%	-1.63%
Kotak Nifty 200 Momentum 30 Index Fund	444	-11.63%	26.67%
Bandhan Nifty200 Momentum 30 Index Fund	112	-15.29%	-4.65%
SBI Nifty200 Momentum 30 Index Fund	98	-12.25%	0.00%
Baroda BNP Paribas Nifty200 Momentum 30 Index Fund	20	-15.29%	-13.35%
Nifty Midcap 150 TRI			
Motilal Oswal Nifty Midcap 150 Index Fund	2,901	-7.46%	46.00%
Nippon India Nifty Midcap 150 Index Fund	2,018	-7.78%	30.66%
SBI Nifty Midcap 150 Index Fund	885	-8.15%	22.05%
ICICI Prudential Nifty Midcap 150 Index Fund	867	-9.47%	38.34%
HDFC Nifty Midcap 150 Index Fund	513	0.88%	76.04%
Aditya Birla Sun Life Nifty Midcap 150 Index Fund	386	-9.09%	22.57%
Navi Nifty Midcap 150 Index Fund	319	-9.90%	40.17%
JioBlackRock Nifty Midcap 150 Index Fund	226	2.18%	0.00%
Tata Nifty Midcap 150 Index Fund	221	-3.07%	0.00%
UTI Nifty Midcap 150 Index Fund	58	-7.94%	26.50%
Bandhan Nifty Midcap 150 Index Fund	30	-4.35%	36.76%
Kotak Nifty Midcap 150 Index Fund	25	14.75%	243.26%
Groww Nifty Midcap 150 Index Fund	12	-5.26%	0.00%
DSP Nifty Midcap 150 Index Fund	10	5.02%	0.00%
Baroda BNP Paribas Nifty Midcap 150 Index Fund	8	-7.35%	4.23%
Nifty Smallcap 250 TRI			
Nippon India Nifty Smallcap 250 Index Fund	2,523	-8.34%	31.27%
SBI Nifty Smallcap 250 Index Fund	1,306	-8.27%	6.71%
Motilal Oswal Nifty Smallcap 250 Index Fund	932	-6.62%	17.71%
ICICI Prudential Nifty Smallcap 250 Index Fund	552	-7.33%	28.12%
HDFC Nifty Smallcap 250 Index Fund	531	-4.29%	32.58%
JioBlackRock Nifty Smallcap 250 Index Fund	285	9.26%	0.00%
Edelweiss Nifty Smallcap 250 Index Fund	183	-5.89%	67.65%
Groww Nifty Smallcap 250 Index Fund	106	-8.15%	11.25%
Bandhan Nifty Smallcap 250 Index Fund	67	12.14%	41.68%
Kotak Nifty SmallCap 250 Index Fund	44	2.54%	112.40%
DSP Nifty Smallcap 250 Index Fund	8	-18.38%	0.00%
Nifty 50 Equal Weight TRI			
DSP Nifty 50 Equal Weight Index Fund	2,255	-8.76%	13.65%
HDFC Nifty50 Equal Weight Index Fund	1,559	-8.21%	10.75%
SBI Nifty50 Equal Weight Index Fund	952	-10.22%	-2.09%
Aditya Birla Sun Life Nifty 50 Equal Weight Index Fund	400	-14.60%	11.03%
ICICI Prudential Nifty50 Equal Weight Index Fund	214	0.30%	105.04%
UTI Nifty50 Equal Weight Index Fund	120	-5.62%	27.74%

NSE Indices and Linked Schemes	AUM (Rs.Crore)	MoM% Change	YoY% Change
Kotak Nifty 50 Equal Weight Index Fund	59	15.03%	422.15%
Nifty India Defence TRI			
Motilal Oswal Nifty India Defence Index Fund	3,698	-9.53%	47.68%
Aditya Birla Sun Life Nifty India Defence Index Fund	847	-5.90%	116.62%
Nifty 500 TRI			
Motilal Oswal Nifty 500 Index Fund	2,639	-8.94%	25.52%
SBI Nifty 500 Index Fund	702	-9.63%	-13.25%
Axis Nifty 500 Index Fund	260	-14.01%	7.93%
ICICI Prudential Nifty 500 Index Fund	71	2.84%	250.05%
DSP Nifty 500 Index Fund	11	2.52%	0.00%
Nifty Midcap150 Momentum 50 TRI			
Edelweiss Nifty Midcap150 Momentum 50 Index Fund	1,333	-8.18%	66.15%
Tata Nifty Midcap 150 Momentum 50 Index Fund	964	-9.35%	28.02%
Kotak Nifty Midcap 150 Momentum 50 Index Fund	319	-0.71%	233.11%
Nifty Large Midcap 250 TRI			
Zerodha Nifty LargeMidcap 250 Index Fund	1,234	-6.66%	49.68%
HDFC Nifty LargeMidcap 250 Index Fund	381	-9.45%	-14.39%
Edelweiss Nifty Large Midcap 250 Index Fund	278	-15.14%	14.76%
Zerodha ELSS Tax Saver Nifty LargeMidcap 250 Index Fund	235	-8.75%	32.87%
ICICI Prudential Nifty LargeMidcap 250 Index Fund	230	-7.72%	21.53%
Mirae Asset Nifty LargeMidcap 250 Index Fund	33	-6.30%	106.32%
Nifty 100 TRI			
Axis Nifty 100 Index Fund	1,792	-9.69%	4.45%
HDFC Nifty 100 Index Fund	374	-7.37%	17.58%
Bandhan Nifty 100 Index Fund	209	-8.86%	27.49%
Nifty Bank TRI			
ICICI Prudential Nifty Bank Index Fund	612	-13.08%	8.08%
Motilal Oswal Nifty Bank Index Fund	578	-15.08%	-2.66%
Navi Nifty Bank Index Fund	557	-16.76%	-4.74%
Nippon India Nifty Bank Index Fund	169	-10.46%	17.35%
SBI Nifty Bank Index Fund	140	-2.98%	36.53%
Axis Nifty Bank Index Fund	138	-7.70%	4.25%
DSP Nifty Bank Index Fund	51	-13.35%	9.25%
Bandhan Nifty Bank Index Fund	18	-10.15%	15.45%
Nifty 100 Low Volatility 30 TRI			
Bandhan Nifty 100 Low Volatility 30 Index Fund	1,580	-13.87%	15.83%
HDFC Nifty 100 Low Volatility 30 Index Fund	225	-11.96%	-32.82%
Kotak Nifty 100 Low Volatility 30 Index Fund	118	-11.25%	15.07%
SBI Nifty100 Low Volatility 30 Index Fund	56	-11.52%	0.00%
Nifty Microcap 250 TRI			
Motilal Oswal Nifty Microcap 250 Index Fund	1,963	-14.38%	6.66%
Nifty 500 Momentum 50 TRI			
Nippon India Nifty 500 Momentum 50 Index Fund	983	-9.29%	43.39%
Motilal Oswal Nifty 500 Momentum 50 Index Fund	658	-9.32%	22.34%
Axis Nifty500 Momentum 50 Index Fund	123	-3.46%	131.72%
Bandhan Nifty 500 Momentum 50 Index Fund	28	-8.43%	41.09%

NSE Indices and Linked Schemes	AUM (Rs.Crore)	MoM% Change	YoY% Change
Kotak Nifty500 Momentum 50 Index Fund	17	-0.73%	0.00%
Nifty Alpha Low-Volatility 30 TRI			
Nippon India Nifty Alpha Low Volatility 30 Index Fund	1,225	-12.03%	-1.20%
Edelweiss Nifty Alpha Low Volatility 30 Index Fund	97	-16.62%	-23.94%
UTI Nifty Alpha Low-Volatility 30 Index Fund	70	-3.52%	-11.19%
Bandhan Nifty Alpha Low Volatility 30 Index Fund	8	-26.77%	4.28%
Nifty Top 10 Equal Weight TRI			
DSP Nifty Top 10 Equal Weight Index Fund	1,148	-12.20%	-23.22%
Kotak Nifty Top 10 Equal Weight Index Fund	37	8.14%	0.00%
Nifty 50 Value 20 TRI			
Nippon India Nifty 50 Value 20 Index Fund	912	-10.62%	-3.36%
ICICI Prudential Nifty50 Value 20 Index Fund	96	-9.55%	-4.52%
Nifty Smallcap 50 TRI			
Axis Nifty Smallcap 50 Index Fund	512	-4.76%	18.93%
Aditya Birla Sun Life Nifty Smallcap 50 Index Fund	234	-8.20%	16.35%
Kotak Nifty Smallcap 50 Index Fund	170	-5.02%	52.69%
Nifty IT TRI			
ICICI Prudential Nifty IT Index Fund	415	-19.75%	-15.70%
Nippon India Nifty IT Index Fund	181	-2.80%	36.03%
Axis Nifty IT Index Fund	113	-5.03%	-10.43%
SBI Nifty IT Index Fund	77	5.30%	103.22%
DSP Nifty IT Index Fund	64	10.77%	0.00%
Bandhan Nifty IT Index Fund	27	2.71%	12.61%
Navi Nifty IT Index Fund	22	-1.92%	68.24%
Nifty 200 Quality 30 TRI			
UTI Nifty200 Quality 30 Index Fund	534	-13.96%	1.84%
SBI Nifty200 Quality 30 Index Fund	276	-5.48%	0.00%
ICICI Prudential Nifty200 Quality 30 Index Fund	22	-3.26%	0.00%
Kotak Nifty 200 Quality 30 Index Fund	14	-2.86%	0.00%
Bandhan Nifty 200 Quality 30 Index Fund	10	-14.20%	2.15%
Nifty Capital Markets TRI			
Tata Nifty Capital Markets Index Fund	490	-1.18%	230.69%
Motilal Oswal Nifty Capital Market Index Fund	334	-3.71%	210.55%
Nifty 500 Value 50 TRI			
UTI Nifty 500 Value 50 Index Fund	615	-4.28%	20.03%
Axis Nifty500 Value 50 Index Fund	157	7.82%	87.70%
Bandhan Nifty 500 Value 50 Index Fund	28	-1.79%	130.62%
Nifty Midcap 50 TRI			
Axis Nifty Midcap 50 Index Fund	566	-7.00%	42.89%
Kotak Nifty Midcap 50 Index Fund	64	-5.74%	30.31%
Nifty Midcap 150 Quality 50 TRI			
DSP Nifty Midcap 150 Quality 50 Index Fund	402	-13.12%	3.48%
UTI Nifty Midcap 150 Quality 50 Index Fund	211	-11.10%	-12.24%
Nifty 100 Equal Weighted TRI			
HDFC Nifty 100 Equal Weight Index Fund	376	-9.91%	12.49%
Sundaram Nifty 100 Equal Weight Fund	122	-9.72%	22.87%

NSE Indices and Linked Schemes	AUM (Rs.Crore)	MoM% Change	YoY% Change
Kotak Nifty 100 Equal Weight Index Fund	36	-6.94%	291.95%
Nifty Alpha 50 TRI			
Bandhan Nifty Alpha 50 Index Fund	454	-12.78%	25.23%
Kotak Nifty Alpha 50 Index Fund	25	0.20%	0.00%
Nifty 500 Multicap Momentum Quality 50 TRI			
Edelweiss Nifty500 Multicap Momentum Quality 50 Index Fund	476	-8.61%	168.02%
Nifty Total Market TRI			
Groww Nifty Total Market Index Fund	309	-9.31%	12.91%
Angel One Nifty Total Market Index Fund	51	-7.60%	63.62%
Mirae Asset Nifty Total Market Index Fund	45	-7.34%	23.54%
Bandhan Nifty Total Market Index Fund	37	-8.14%	2.47%
Nifty 500 Multicap 50:25:25 TRI			
HDFC Nifty500 Multicap 50 25 25 Index Fund	399	-7.34%	-3.36%
Navi Nifty 500 Multicap 50 25 25 Index Fund	24	-9.65%	3.54%
Nifty India Consumption TRI			
SBI Nifty India Consumption Index Fund	246	-10.50%	-25.71%
HDFC Nifty India Consumption Index Fund	136	-16.41%	0.00%
Nifty 500 Equal Weight TRI			
Nippon India Nifty 500 Equal Weight Index Fund	363	-8.54%	-3.49%
Nifty Auto TRI			
ICICI Prudential Nifty Auto Index Fund	191	-11.86%	45.06%
Tata Nifty Auto Index Fund	86	-14.86%	18.97%
Nippon India Nifty Auto Index Fund	36	-17.51%	23.04%
Nifty Smallcap 250 Quality 50 TRI			
DSP Nifty Smallcap250 Quality 50 Index Fund	273	-3.40%	32.90%
Nifty 100 Quality 30 TRI			
HDFC Nifty100 Quality 30 Index Fund	137	-9.55%	-29.81%
Edelweiss Nifty 100 Quality 30 Index Fund	130	-9.38%	-8.37%
Nifty Private Bank TRI			
UTI Nifty Private Bank Index Fund	190	-15.31%	-7.99%
DSP Nifty Private Bank Index Fund	52	-13.58%	357.87%
ICICI Prudential Nifty Private Bank Index Fund	19	5.43%	0.00%
Nifty Commodities TRI			
Kotak Nifty Commodities Index Fund	259	-5.71%	5265.12%
Nifty India Tourism TRI			
Tata Nifty India Tourism Index Fund	215	-16.11%	-23.18%
Kotak Nifty India Tourism Index Fund	28	-13.45%	4.32%
Nifty 200 Value 30 TRI			
ICICI Prudential Nifty200 Value 30 Index Fund	183	-8.67%	107.37%
Kotak Nifty200 Value 30 Index Fund	11	4.78%	0.00%
Nifty MidSmall Healthcare TRI			
Tata Nifty Midsmall Healthcare Index Fund	153	-3.63%	14.32%
Motilal Oswal Nifty MidSmall Healthcare Index Fund	28	-2.33%	18.13%
Nifty 200 Alpha 30 TRI			
Tata Nifty200 Alpha 30 Index Fund	170	-13.20%	-8.60%

NSE Indices and Linked Schemes	AUM (Rs.Crore)	MoM% Change	YoY% Change
Nifty Realty TRI			
HDFC Nifty Realty Index Fund	89	-16.42%	-16.76%
Tata Nifty Realty Index Fund	38	-14.83%	-21.89%
Nippon India Nifty Realty Index Fund	32	-9.00%	69.18%
Nifty 500 Flexicap Quality 30 TRI			
DSP Nifty500 Flexicap Quality 30 Index Fund	145	12.08%	0.00%
Nifty India Digital TRI			
HDFC Nifty India Digital Index Fund	129	-8.00%	-35.78%
Nifty India Manufacturing Index TRI			
Navi Nifty India Manufacturing Index Fund	67	-5.35%	25.97%
Nippon India Nifty India Manufacturing Index Fund	33	-18.60%	0.00%
UTI Nifty India Manufacturing Index Fund	25	-9.97%	29.47%
Nifty 500 Multicap India Manufacturing 50:30:20 TRI			
Tata Nifty500 Multicap India Manufacturing 50 30 20 Index Fund	114	-9.84%	-0.88%
Nifty 500 Quality 50 TRI			
Axis Nifty500 Quality 50 Index Fund	66	-6.83%	0.00%
Nippon India Nifty 500 Quality 50 Index Fund	46	5.47%	0.00%
Nifty Pharma TRI			
ICICI Prudential Nifty Pharma Index Fund	105	7.87%	29.87%
Nifty MidSmallcap 400 Momentum Quality 100 TRI			
UTI Nifty Midsmallcap 400 Momentum Quality 100 Index Fund	89	-7.18%	122.52%
Nifty Financial Services EX-Bank TRI			
Kotak Nifty Financial Services Ex-Bank Index Fund	85	-12.55%	95.53%
Nifty Top 20 Equal Weight TRI			
HDFC Nifty Top 20 Equal Weight Index Fund	75	-11.39%	6.91%
Nifty MidSmall Financial Services TRI			
Motilal Oswal Nifty MidSmall Financial Services Index Fund	74	-10.37%	338.53%
Nifty 500 Shariah TRI			
UTI Nifty500 Shariah Index Fund	65	-3.96%	0.00%
Nifty 500 Multicap Infrastructure 50:30:20 TRI			
Tata Nifty500 Multicap Infrastructure 50 30 20 Index Fund	64	-10.85%	-14.32%
Nifty Financial Services TRI			
Tata Nifty Financial Services Index Fund	60	-16.68%	-32.89%
Nifty India Railways PSU TRI			
Groww Nifty India Railways PSU Index Fund	44	-9.27%	85.86%
Nifty Non-Cyclical Consumer Index TRI			
Groww Nifty Non-Cyclical Consumer Index Fund	37	-11.37%	-19.09%
Nifty MidSmall IT and Telecom TRI			
Motilal Oswal Nifty MidSmall IT And Telecom Index Fund	32	-1.41%	69.28%
Nifty Total Market Momentum Quality 50 TRI			
Angel One Nifty Total Market Momentum Quality 50 Index Fund	30	-6.84%	0.00%
Nifty 500 Low Volatility 50 TRI			
Nippon India Nifty 500 Low Volatility 50 Index Fund	30	6.53%	0.00%
Nifty Smallcap 250 Momentum Quality 100 TRI			
Navi Nifty Smallcap250 Momentum Quality 100 Index Fund	27	9.88%	273.22%

NSE Indices and Linked Schemes	AUM (Rs.Crore)	MoM% Change	YoY% Change
Nifty Top 15 Equal Weight TRI			
ICICI Prudential Nifty Top 15 Equal Weight Index Fund	23	-19.75%	0.00%
Nifty MidSmall India Consumption TRI			
Motilal Oswal Nifty MidSmall India Consumption Index Fund	20	-11.13%	31.10%
Nifty Healthcare TRI			
DSP Nifty Healthcare Index Fund	16	-5.28%	0.00%
Nifty MidSmallcap 400 TRI			
Navi Nifty Midsmallcap 400 Index Fund	8	-23.15%	0.00%
Nifty PSU Bank TRI			
Groww Nifty PSU Bank Index Fund	5	0.00%	0.00%
Index Funds - Debt			
Nifty PSU Bond Plus SDL Sep 2027 40:60 Index			
ICICI Prudential Nifty PSU Bond Plus SDL Sep 2027 40 60 Index Fund	8,823	-2.98%	-2.45%
Nifty CPSE Bond Plus SDL Sep 2026 50:50 Index			
SBI CPSE Bond Plus SDL Sep 2026 50 50 Index Fund	8,444	10.00%	-7.93%
Nifty SDL Plus PSU Bond Sep 2026 60:40 Index			
Aditya Birla Sun Life Nifty SDL Plus PSU Bond Sep 2026 60 40 Index Fund	8,124	-0.89%	-14.21%
Nifty SDL Apr 2027 Top 12 Equal Weight Index			
Kotak Nifty SDL Apr 2027 Top 12 Equal Weight Index Fund	6,825	-1.91%	-11.52%
Nifty PSU Bond Plus SDL Apr 2026 50:50 Index			
Edelweiss Nifty PSU Bond Plus SDL Apr 2026 50 50 Index Fund	5,973	-2.86%	-21.51%
Nifty SDL Apr 2032 Top 12 Equal Weight Index			
Kotak Nifty SDL Apr 2032 Top 12 Equal Weight Index Fund	3,428	-3.00%	16.49%
Nifty SDL Apr 2027 Index			
Aditya Birla Sun Life Nifty SDL Apr 2027 Index Fund	3,334	-1.82%	-13.28%
Nifty AAA CPSE Bond Plus SDL Apr 2027 60:40 Index			
Nippon India Nifty AAA CPSE Bond Plus SDL - Apr 2027 Maturity 60 40 Index Fund	2,983	-0.65%	-13.33%
Nifty PSU Bond Plus SDL Apr 2027 50:50 Index			
Edelweiss Nifty PSU Bond Plus SDL Apr 2027 50 50 Index Fund	2,219	-0.62%	-3.90%
Nifty SDL Plus G-Sec Jun 2028 30:70 Index			
DSP Nifty SDL Plus G-Sec Jun 2028 30 70 Index Fund	1,708	-5.37%	-21.60%
Nifty G-Sec Jun 2036 Index			
HDFC Nifty G-Sec Jun 2036 Index Fund	900	-4.02%	8.01%
Nippon India Nifty G-Sec Jun 2036 Maturity Index Fund	782	-11.25%	3.11%
Nifty SDL Sep 2027 Index			
ICICI Prudential Nifty SDL Sep 2027 Index Fund	1,475	-1.46%	-16.04%
Aditya Birla Sun Life Nifty SDL Sep 2027 Index Fund	40	-0.47%	11.08%
Nifty G-Sec Dec 2026 Index			
HDFC Nifty G-Sec Dec 2026 Index Fund	1,154	-0.32%	-12.87%
Tata Nifty G-Sec Dec 2026 Index Fund	71	-10.20%	-22.77%
Nifty SDL Dec 2028 Index			
ICICI Prudential Nifty SDL Dec 2028 Index Fund	836	-1.22%	-14.94%
Baroda BNP Paribas Nifty SDL December 2028 Index Fund	29	-0.17%	5.59%
Nifty G-sec Dec 2030 Index			
ICICI Prudential Nifty G-Sec Dec 2030 Index Fund	812	-3.82%	-18.40%

NSE Indices and Linked Schemes	AUM (Rs.Crore)	MoM% Change	YoY% Change
Nifty SDL Plus AAA PSU Bond Dec 2027 60:40 Index			
Tata Nifty SDL Plus AAA PSU Bond Dec 2027 60 40 Index Fund	708	-5.23%	-17.31%
Nifty G-Sec Jun 2027 Index			
HDFC Nifty G-Sec Jun 2027 Index Fund	663	-11.88%	-11.19%
Nifty G-sec Sep 2032 Index			
HDFC Nifty G-Sec Sep 2032 Index Fund	613	-4.67%	-4.16%
Invesco India Nifty G-Sec Sep 2032 Index Fund	48	-6.47%	-5.88%
Nifty G-Sec July 2031 Index			
HDFC Nifty G-Sec July 2031 Index Fund	638	-4.52%	-8.09%
Nifty SDL Plus AAA PSU Bond Jul 2028 60:40 Index			
Kotak Nifty SDL Plus AAA PSU Bond Jul 2028 60 40 Index Fund	543	-0.73%	-4.29%
Nifty SDL Jun 2027 Index			
Mirae Asset Nifty SDL Jun 2027 Index Fund	483	-5.97%	-36.20%
Nifty G-Sec Sep 2027 Index			
Nippon India Nifty G-Sec Sep 2027 Maturity Index Fund	383	-6.34%	-3.31%
Nifty AAA PSU Bond Plus SDL Sep 2026 50:50 Index			
Nippon India Nifty AAA PSU Bond Plus SDL - Sep 2026 Maturity 50 50 Index Fund	377	-1.50%	-7.38%
Nifty SDL Plus G-Sec Jun 2028 70:30 Index			
Nippon India Nifty SDL Plus G-Sec - Jun 2028 Maturity 70 30 Index Fund	329	-0.35%	-15.91%
Nifty SDL Sep 2026 Index			
ICICI Prudential Nifty SDL Sep 2026 Index Fund	256	-0.10%	3.68%
Axis Nifty SDL September 2026 Debt Index Fund	66	-4.36%	-13.01%
Nifty SDL Plus G-Sec Jun 2029 70:30 Index			
Nippon India Nifty SDL Plus G-Sec - Jun 2029 Maturity 70 30 Index Fund	317	-1.37%	-1.76%
Nifty AAA Financial Services Bond Mar 2028 Index			
Kotak Nifty AAA Bond Financial Services Mar 2028 Index Fund	216	-19.43%	0.00%
Nifty SDL Jul 2033 Index			
Kotak Nifty SDL Jul 2033 Index Fund	192	-2.72%	-16.50%
Nifty SDL Oct 2026 Index			
HDFC Nifty SDL Oct 2026 Index Fund	185	-0.24%	-7.20%
Nifty SDL Plus AAA PSU Bond Apr 2026 75:25 Index			
UTI Nifty SDL Plus AAA PSU Bond Apr 2026 75 25 Index Fund	171	-0.11%	-3.42%
Nifty G-Sec Apr 2029 Index			
HDFC Nifty G-Sec Apr 2029 Index Fund	166	-2.77%	-0.36%
Nifty G-Sec Dec 2029 Index			
Tata Nifty G-Sec Dec 2029 Index Fund	134	-1.99%	-26.20%
Nifty SDL December 2026 Index			
Baroda BNP Paribas Nifty SDL December 2026 Index Fund	132	16.08%	9.72%
Nifty G-Sec Oct 2028 Index			
Nippon India Nifty G-Sec Oct 2028 Maturity Index Fund	126	-1.20%	4.70%
Nifty SDL Jul 2026 Index			
Kotak Nifty SDL Jul 2026 Index Fund	98	-0.46%	-7.53%
Nifty SDL Plus G-Sec Sep 2027 50:50 Index			
DSP Nifty SDL Plus G-Sec Sep 2027 50 50 Index Fund	89	0.23%	6.78%

NSE Indices and Linked Schemes	AUM (Rs.Crore)	MoM% Change	YoY% Change
Nifty G-sec Jul 2027 Index			
Invesco India Nifty G-sec Jul 2027 Index Fund	82	-0.99%	15.68%
Nifty AAA PSU Bond Plus SDL Apr 2026 50:50 Index			
Mirae Asset Nifty AAA PSU Bond Plus SDL Apr 2026 50 50 Index Fund	73	-4.12%	-19.41%
Nifty SDL June 2028 Index			
Mirae Asset Nifty SDL June 2028 Index Fund	71	-0.18%	-1.47%
Nifty SDL Plus G-Sec Jun 2027 40 60 Index			
HDFC NIFTY SDL Plus G-Sec Jun 2027 40 60 Index Fund	48	-0.58%	-1.52%
Nifty SDL Plus AAA PSU Bond Apr 2028 75:25 Index			
UTI Nifty SDL Plus AAA PSU Bond Apr 2028- 75 25 Index Fund	34	-1.20%	-16.20%
Nifty 8-13 yr G-Sec index			
JioBlackRock Nifty 8-13 yr G-Sec Index Fund	29	-10.51%	0.00%
Nifty G-sec July 2033 Index			
Kotak Nifty G-Sec July 2033 Index Fund	20	-14.02%	-0.16%
Nifty Short Duration G-Sec Index			
Zerodha Nifty Short Duration G-Sec Index Fund	14	-15.47%	0.00%



About NSE Indices Limited

NSE Indices Limited (formerly known as India Index Services & Products Ltd. - IISL), a subsidiary of NSE, provides a variety of indices and index related services for the capital markets. The company focuses on the index as a core product. The company owns and manages a portfolio of indices under the Nifty brand of NSE, including the flagship index, the Nifty 50. Nifty equity indices comprise of broad-based benchmark indices, sectoral indices, strategy indices, thematic indices and customised indices. NSE Indices Limited also maintains fixed income indices based on Government of India securities, corporate bonds, money market instruments and hybrid indices. Many investment products based on Nifty indices have been developed within India and abroad. These include index based derivatives traded on NSE and NSE International Exchange IFSC Limited (NSE IX) and a number of index funds and exchange traded funds. The flagship 'Nifty 50' index is widely tracked and traded as the benchmark for Indian Capital Markets.

CONTACT

 indices@nse.co.in  +91 22 26598386

 8th floor, Tower 4, Equinox Business Park, LBS Road, Kurla West, Mumbai - 400070

Disclaimer: All information contained herewith is provided for reference purpose only. NSE Indices Limited (formerly known as India Index Services & Products Limited-IISL) ensures accuracy and reliability of the above information to the best of its endeavors. However, NSE Indices Limited makes no warranty or representation as to the accuracy, completeness or reliability of any of the information contained herein and disclaim any and all liability whatsoever to any person for any damage or loss of any nature arising from or as a result of reliance on any of the information provided herein. The information contained in this document is not intended to provide any professional advice.

Sources of data: NSE Indices, AMFI, ICRA and MF websites Investments in securities market are subject to market risks, read all the related documents carefully before investing. Invest or should read the Risk Disclosure Document issued by SEBI and relevant Exchanges and the terms & conditions on www.nseindia.com