

MAY 2026

Nifty Passive Insight

Monthly updates on ETFs
and Index Funds



Overview

April 2026 continued to build on an underlying trend where passive flows and asset expansion remain firm. The industry now spans 690 schemes, total AUM rising by 7.33% month-on-month (MoM) to Rs.14.74 lakh crore, supported by net inflows of Rs.18,421 crore. At the same time, folios moderated to 5.48 crore. This was a small but noticeable shift that slightly breaks the earlier pattern of simultaneous expansion in both assets and participation.

At an aggregate level, equity-oriented passive funds, particularly those tracking broad market indices, led the expansion. AUM of equity-oriented passive funds, spanning across 499 schemes, rose by 10.71% MoM to Rs.10.16 lakh crore as of April 2026. In contrast, AUM of 138 debt-oriented passive schemes shrunk by 3.27% to Rs.1.94 lakh crore, while that of 44 commodity-oriented schemes rose by 3.49% to Rs.2.60 lakh crore.

ETFs continue to carry the bulk of the industry's weight, accounting for Rs.11.43 lakh crore AUM spread across 328 schemes. The AUM advanced by 7.22% since March 2026, backed by net inflows of Rs.13,795 crore. Yet, folios declined to 3.96 crore, pointing to a shift in flow composition rather than a loss of interest, with larger allocations driving expansion.

Within ETFs, equities remain the primary driver of fresh flows and growth. AUM of 247 schemes expanded by 9.33% MoM to Rs.7.85 lakh crore, attracting inflows of Rs.9,667 crore. Debt ETFs showed muted growth, with AUM rising by only 1.18% to Rs.0.98 lakh crore despite inflows of Rs.1,214 crore. Commodity ETFs presented a mixed picture, with Gold ETFs continuing to attract fresh inflows of Rs.3,040 crore, while silver saw marginal outflows.

Index funds, comprising 362 schemes, recorded AUM of Rs.3.31 lakh crore, up 7.73% MoM, with inflows of Rs.4,626 crore. Unlike ETFs, folios here increased to 1.52 crore, indicating relatively steadier retail participation. The equity tilt was equally visible within index funds. Equity index funds saw aggregate AUM surge by 15.68% to Rs.2.31 lakh crore in April 2026, supported by strong inflows of Rs.10,222 crore and an expansion in number of folios. In contrast, debt index fund AUM contracted by 7.39% to Rs.0.96 lakh crore, with outflows of Rs.5,631 crore and a slight drop in folios.

The passive funds industry witnessed launches of 9 new schemes. A strong majority of 8 among these belong to the index fund category – 4 equity oriented and, 2 debt oriented and 2 tracking hybrid indices. April 2026 witnessed launch of only a single ETF scheme, belonging to Equity asset class.

In a nutshell, April 2026 reflects continued strength in passive funds, led by steady inflows and a clear tilt toward equities, even as participation trends show early signs of softening.

Contents

Passive Funds Snapshot	06
Passive Funds Annual Trend	08
AUM and Net Inflows/Outflows	
Number of Schemes and Folios	
Passive Funds Monthly Trend	10
AUM and Net Inflows/Outflows	
Number of Schemes and Folios	
Holding Pattern of Passive Funds	12
ETFs Snapshot	13
ETFs Annual Trend	14
AUM and Net Inflows/Outflows	
Number of Schemes and Folios	
New ETF Scheme Launches and Asset Class-wise Break-up	
ETFs Monthly Trend	17
AUM and Number of Schemes	
Debt-oriented ETFs: Composition of AUM and Number of Schemes	
Equity-oriented ETFs: Composition of AUM and Number of Schemes	
Net Inflows/Outflows and Folios	
New Scheme Launches Trends and Details of Latest Schemes	
Top 5 AMCs offering ETF Schemes by Asset Class	
Top 5 Debt and Equity ETF Schemes by Index Type	
ETF Turnover	27

Holding Pattern of ETFs 28

Index Funds Snapshot 29

Index Funds Annual Trend 30

AUM and Net Inflows/Outflows

Number of Schemes and Folios

New Index Fund Scheme Launches and Asset Class-wise Break-up

Index Funds Monthly Trend 33

AUM and Number of Schemes

Debt-oriented Index Funds: Composition of AUM and Number of Schemes

Equity-oriented Index Funds: Composition of AUM and Number of Schemes

Net Inflows/ Outflows and Folios

New Scheme Launches Trends and Details of Latest Schemes

Top 5 AMCs offering Index Fund Schemes by Asset Class

Top 5 Debt and Equity Index Fund Schemes by Index Type

Holding Pattern of Index Funds 43

Passive Funds Linked to Nifty Indices 44

Passive Funds in Domestic Markets

Passive Funds in Global Markets

Annexure 47

ETFs tracking Nifty Indices and their AUM

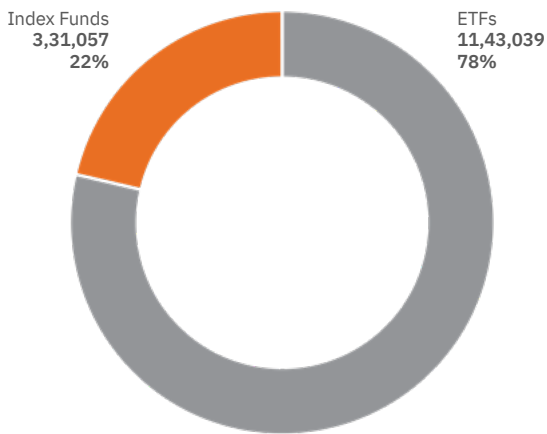
Index Funds Tracking Nifty Indices and their AUM

Passive Funds Snapshot

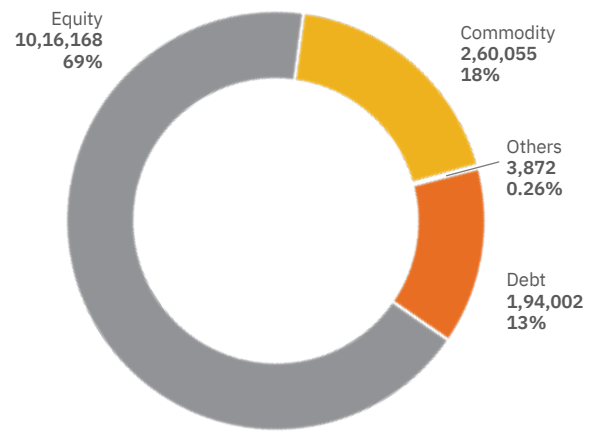
Composition of AUM: Rs.14.74 Lakh Crore

AS OF APR 2026

By Fund Type (Rs. Crore)



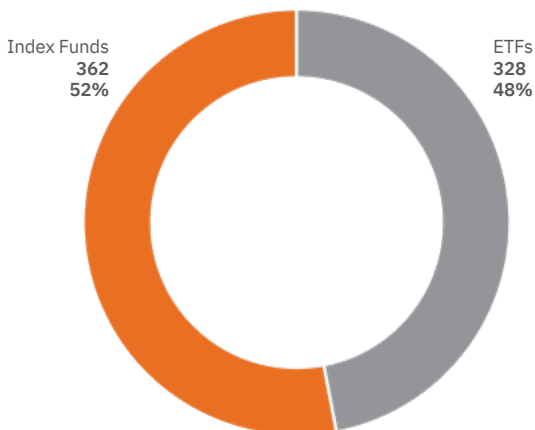
By Asset Class (Rs. Crore)



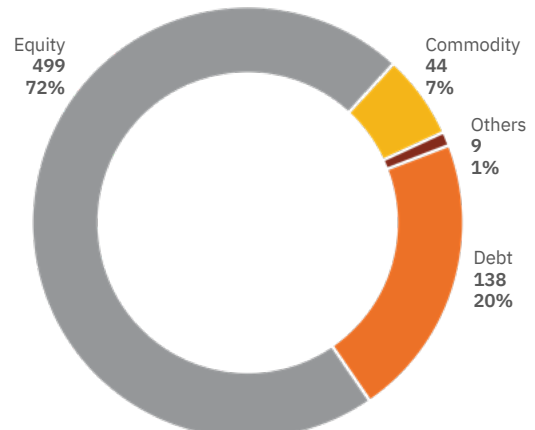
Composition of Schemes: 690

AS OF APR 2026

By Fund Type (Numbers)



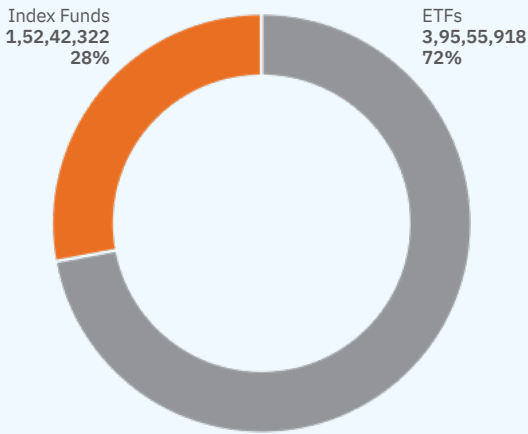
By Asset Class (Numbers)



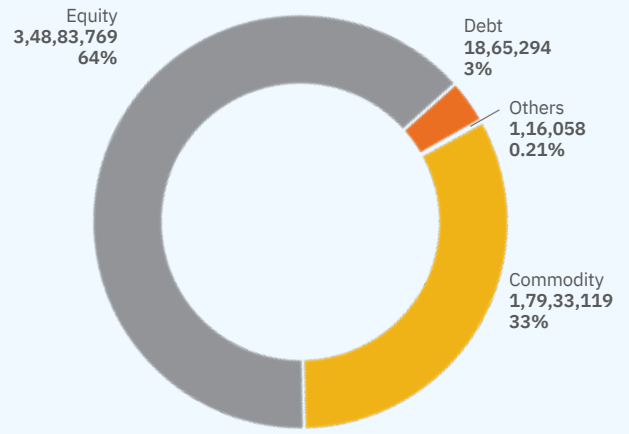
Composition of Folios: 5.48 Crore

AS OF APR 2026

By Fund Type (Rs. Crore)



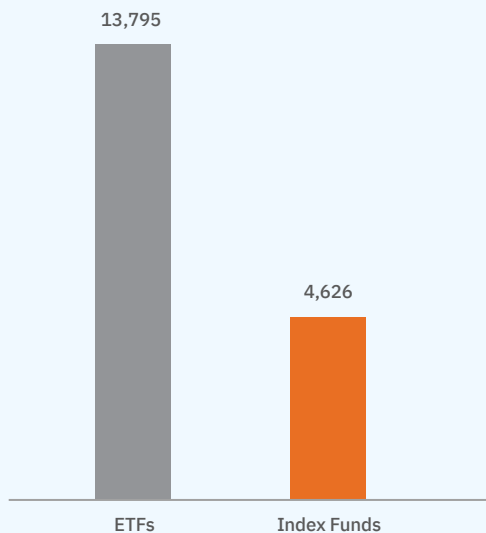
By Asset Class (Rs. Crore)



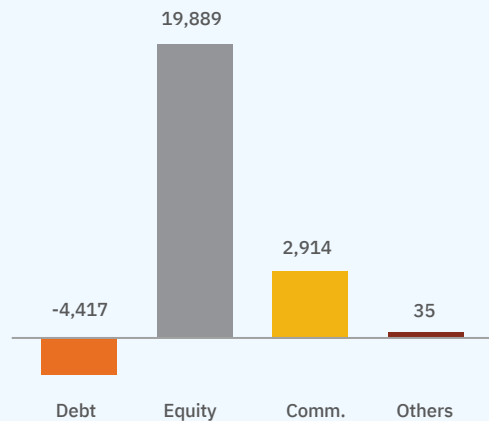
Composition of Net Inflows/Outflows: Rs.18,421 Crore

DURING APR 2026

By Fund Type (Rs. Crore)

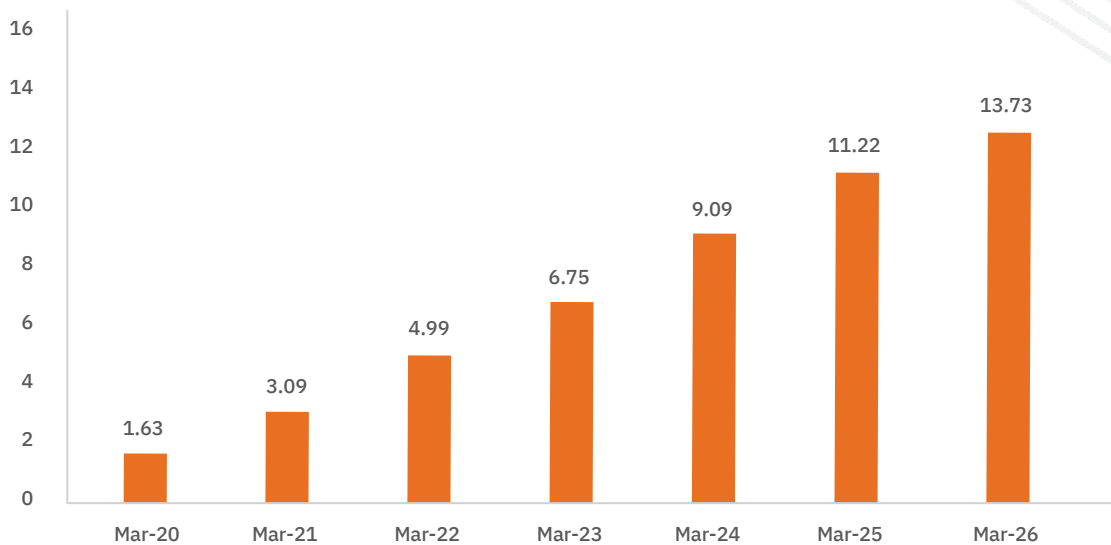


By Asset Class (Rs. Crore)

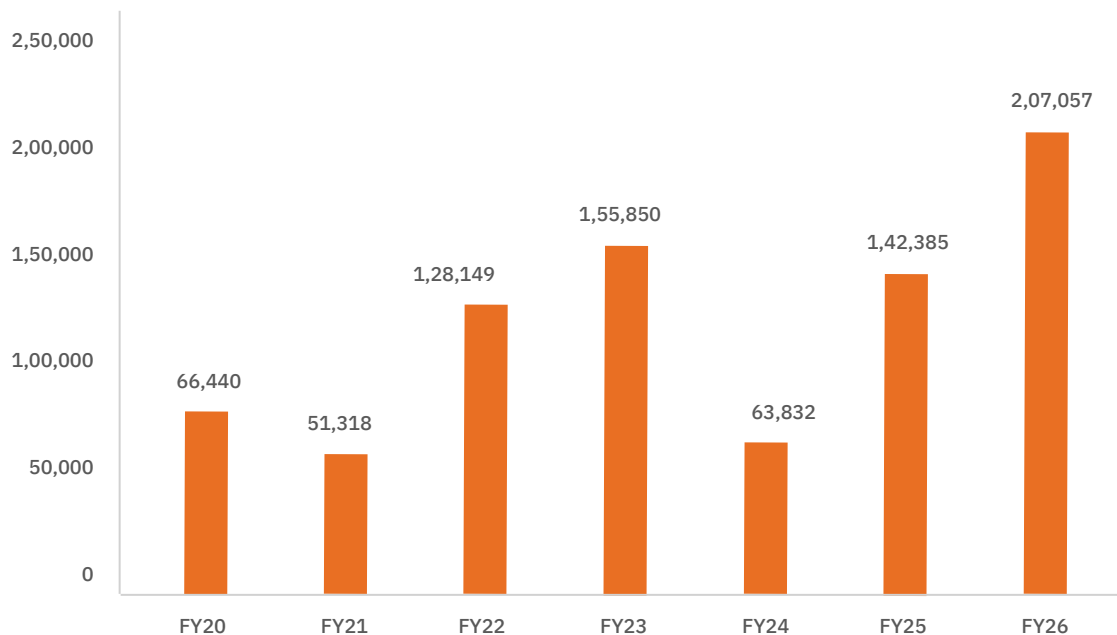


Passive Funds Annual Trend

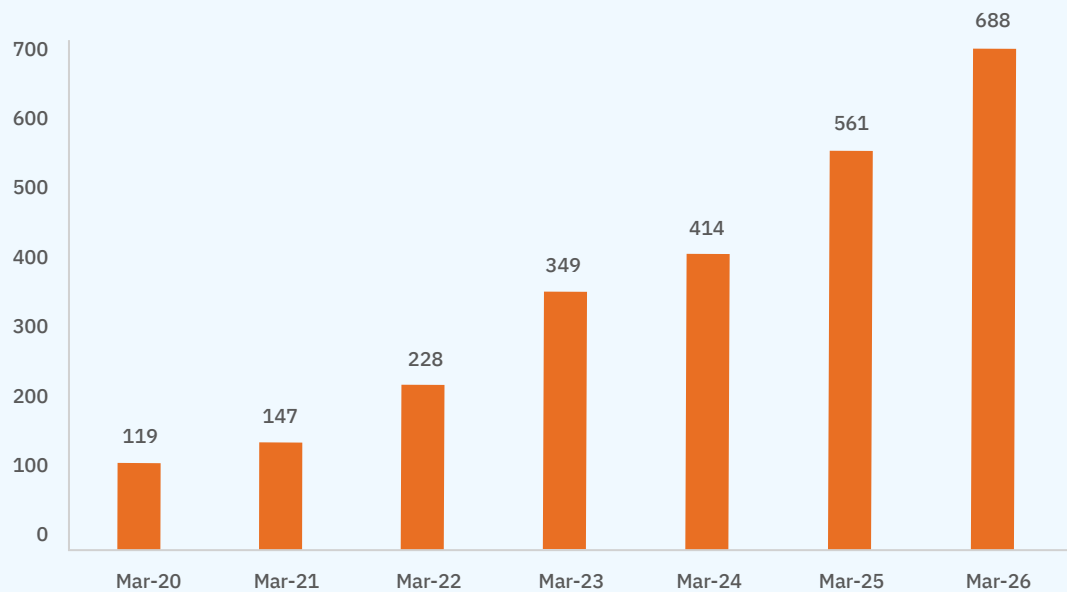
AUM (Rs. Lakh Crore)



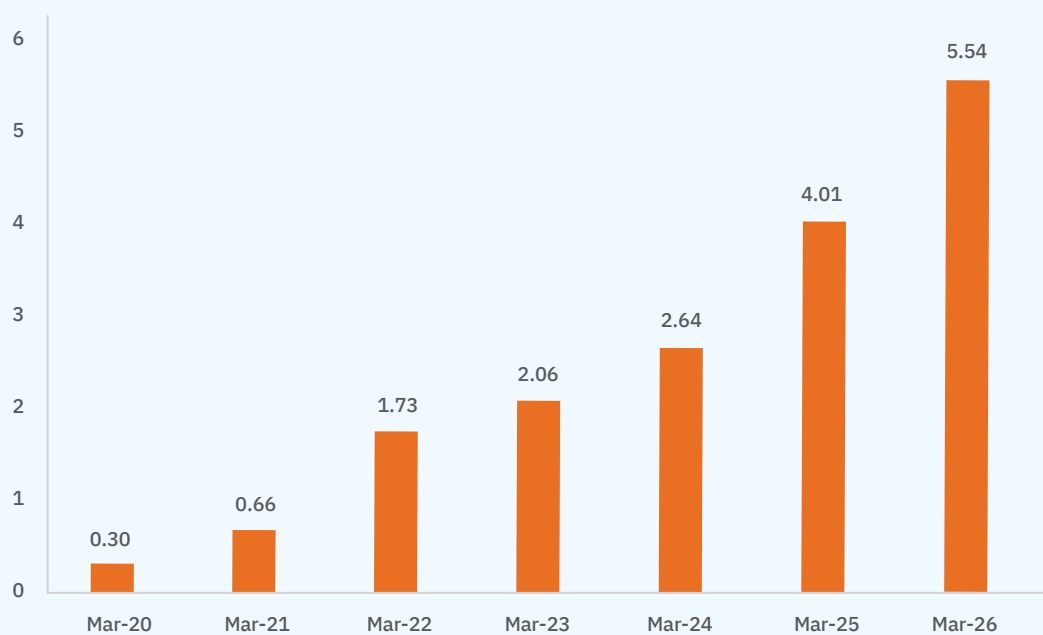
Net Inflows/Outflows of Investment (Rs. Crore)



Number of Schemes (Numbers)

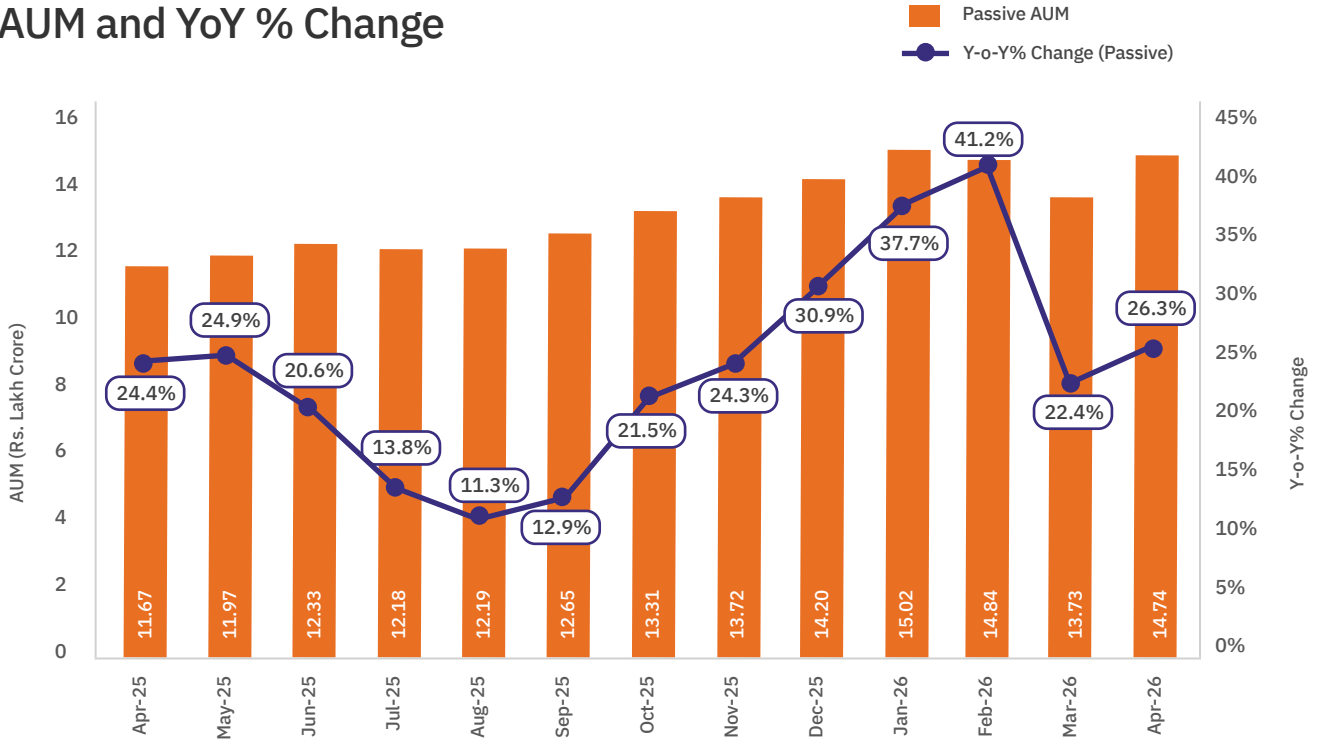


Number of Folios (Crore)

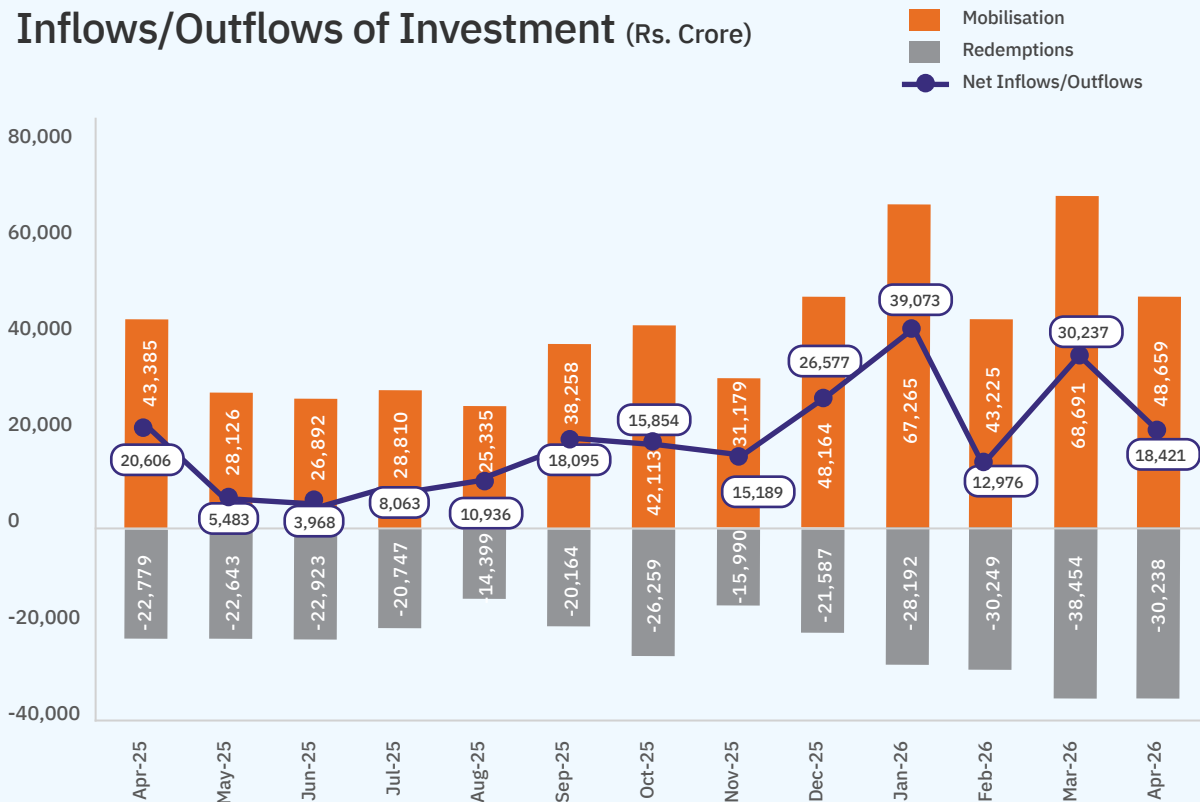


Passive Funds Monthly Trend

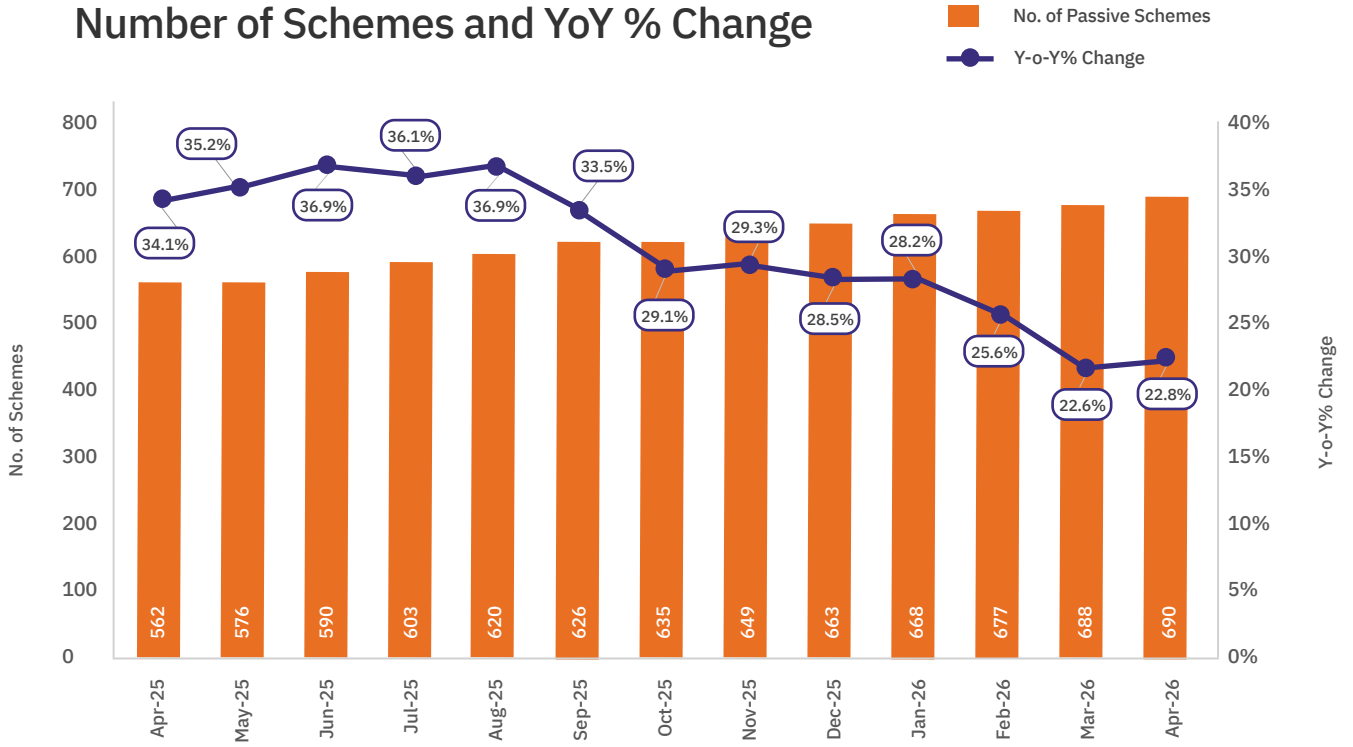
AUM and YoY % Change



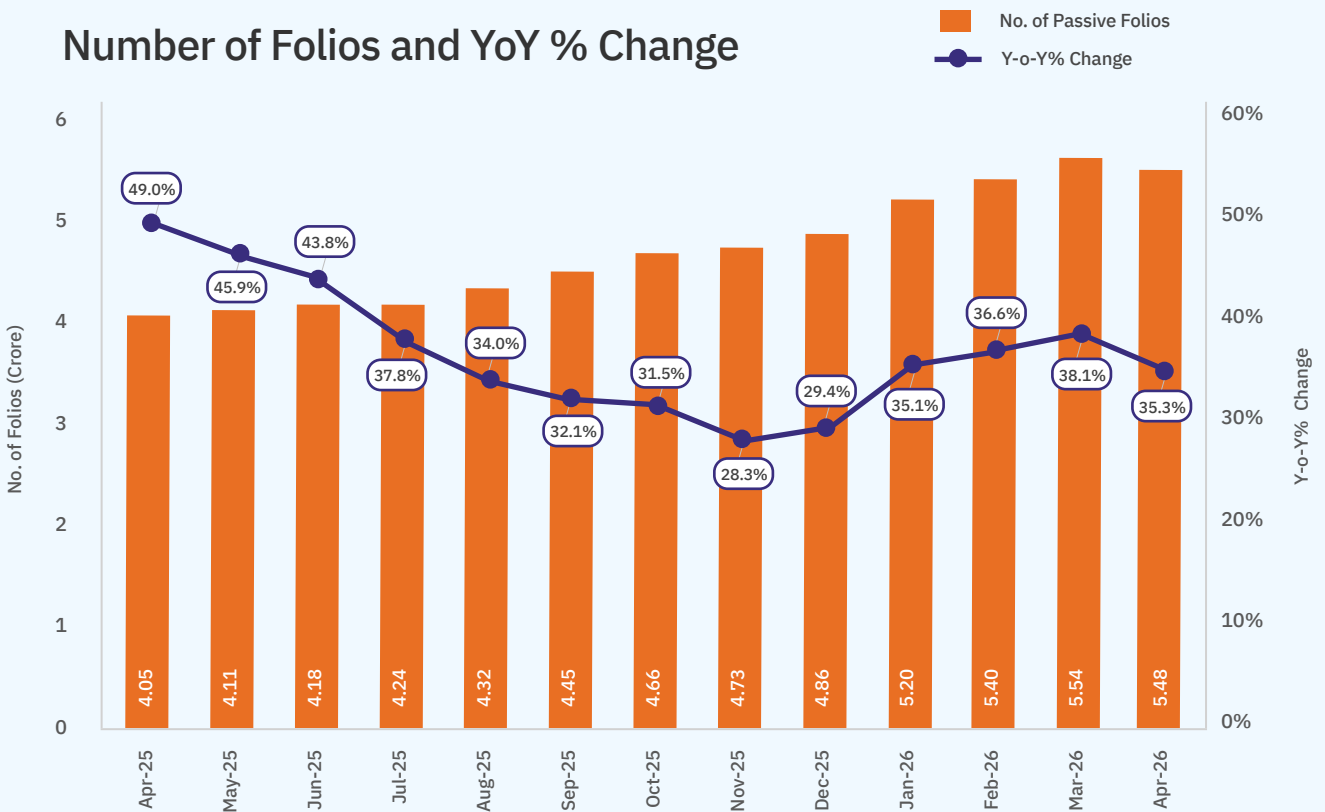
Inflows/Outflows of Investment (Rs. Crore)



Number of Schemes and YoY % Change



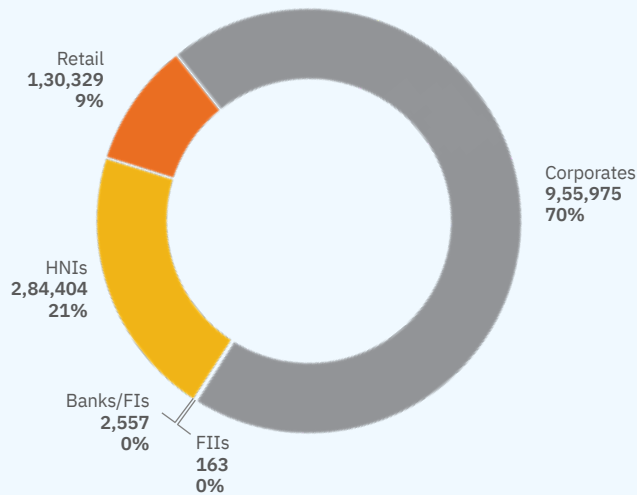
Number of Folios and YoY % Change



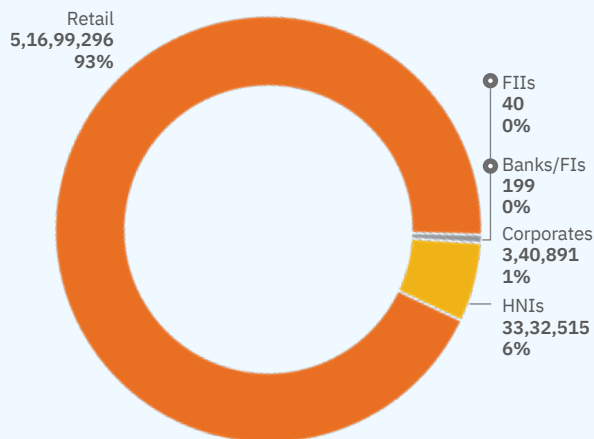
Holding Pattern of Passive Funds

(AS OF MAR 2026)

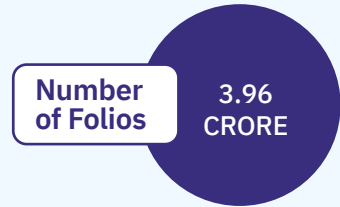
AUM (Rs.Crore)



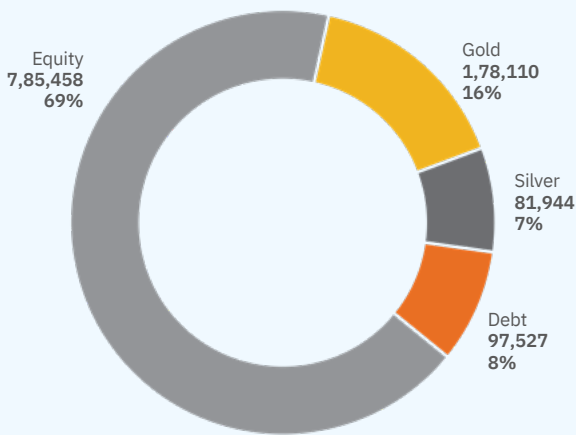
Folios (Numbers)



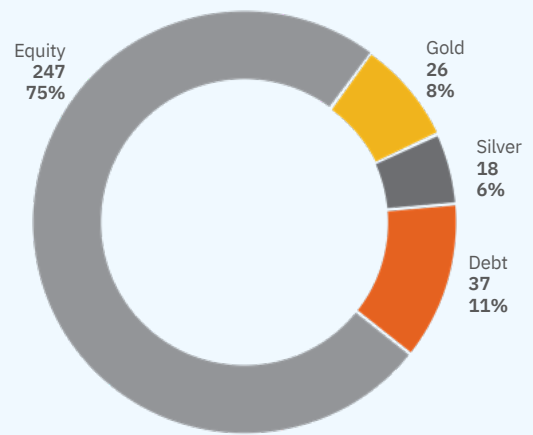
ETFs Snapshot



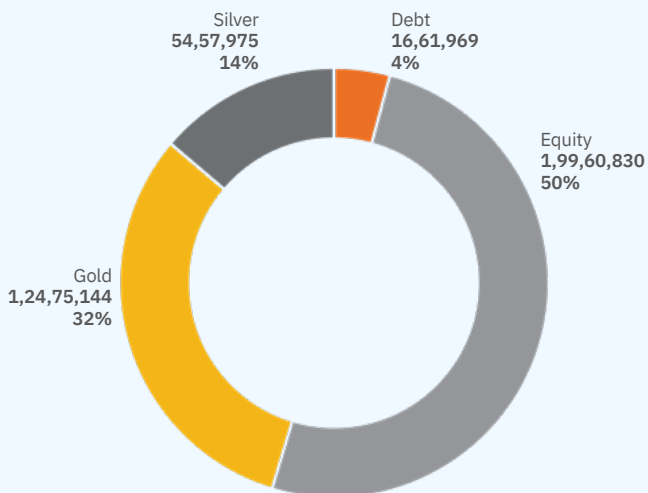
Composition of AUM (Rs.Crore)



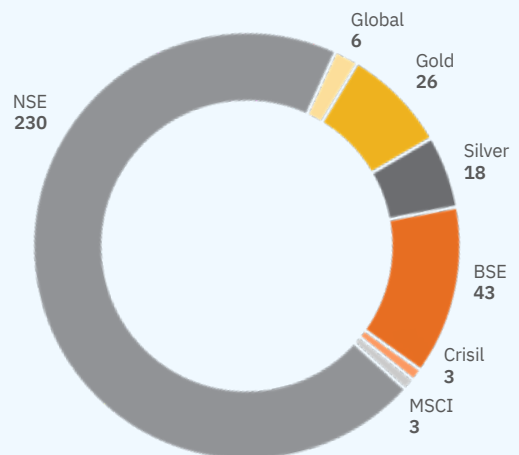
Composition of Schemes (Numbers)



Composition of Folios (Numbers)

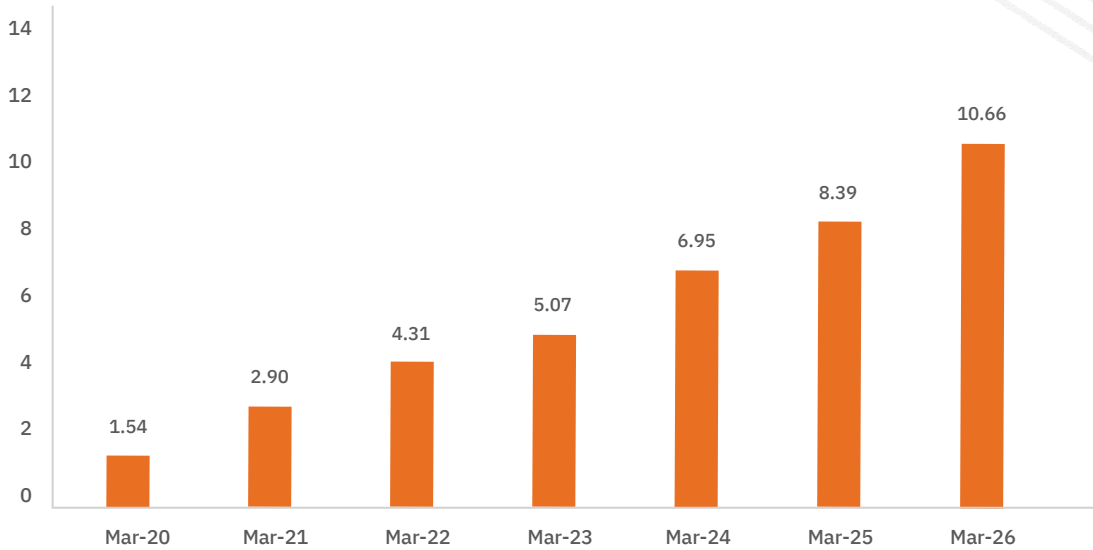


No. of Schemes Tracking Indices

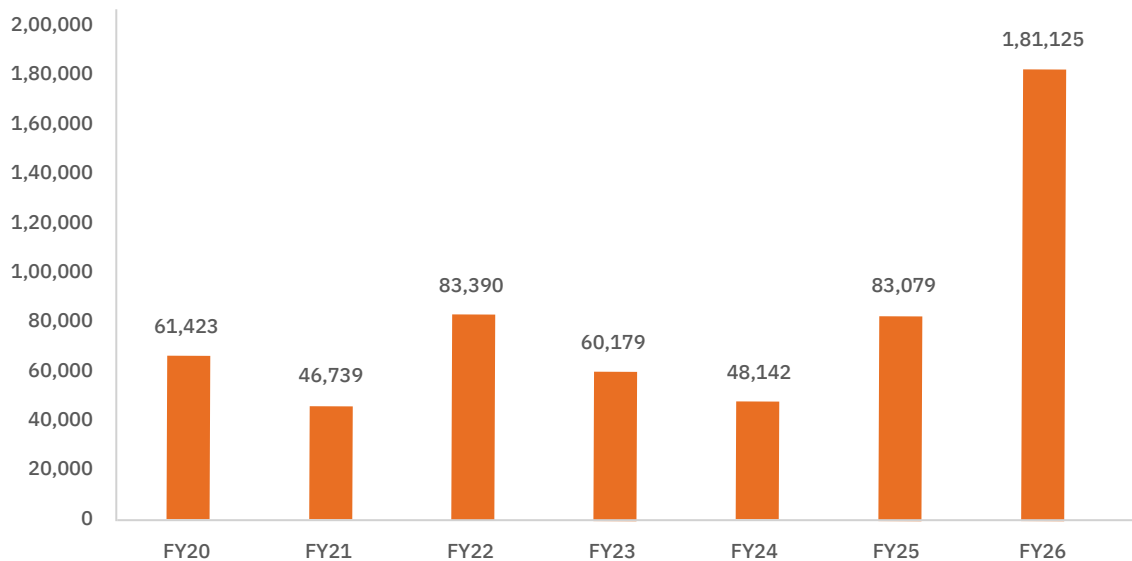


ETFs Annual Trend

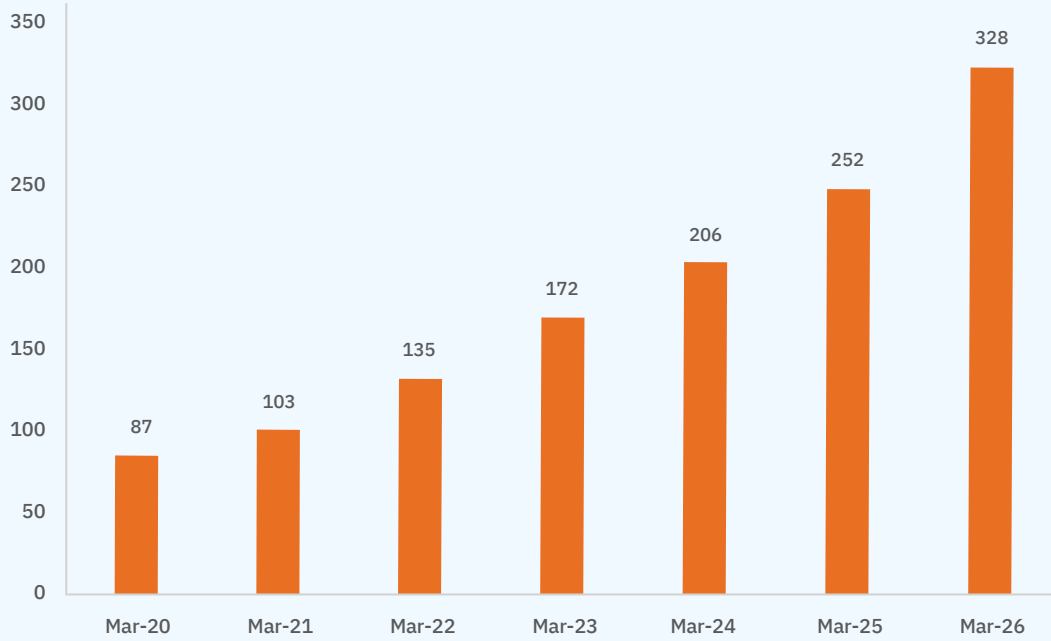
ETFs: AUM (Rs. Lakh Crore)



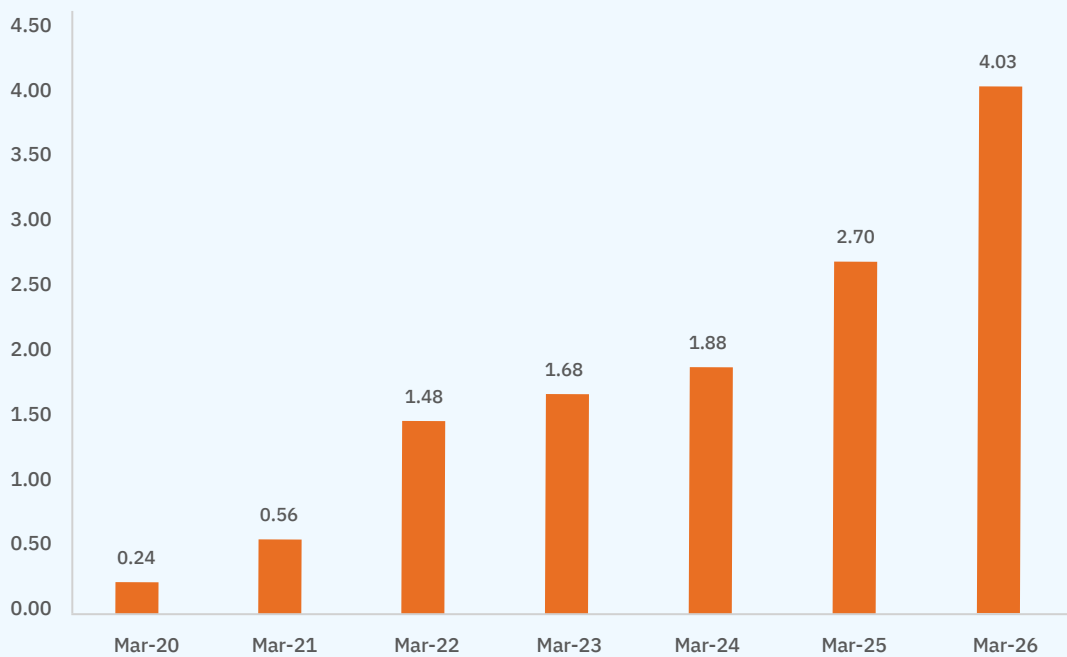
Net Inflows/Outflows of Investment (Rs. Crore)



ETFs: Number of Schemes (Numbers)

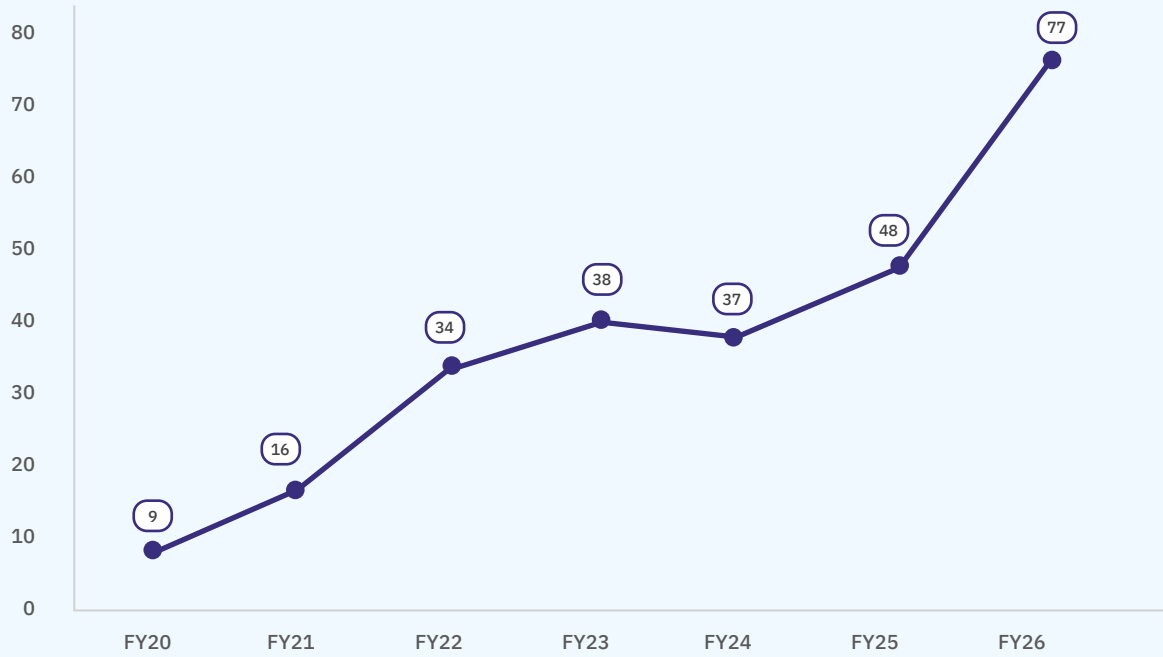


ETFs: Number of Folios (Crore)

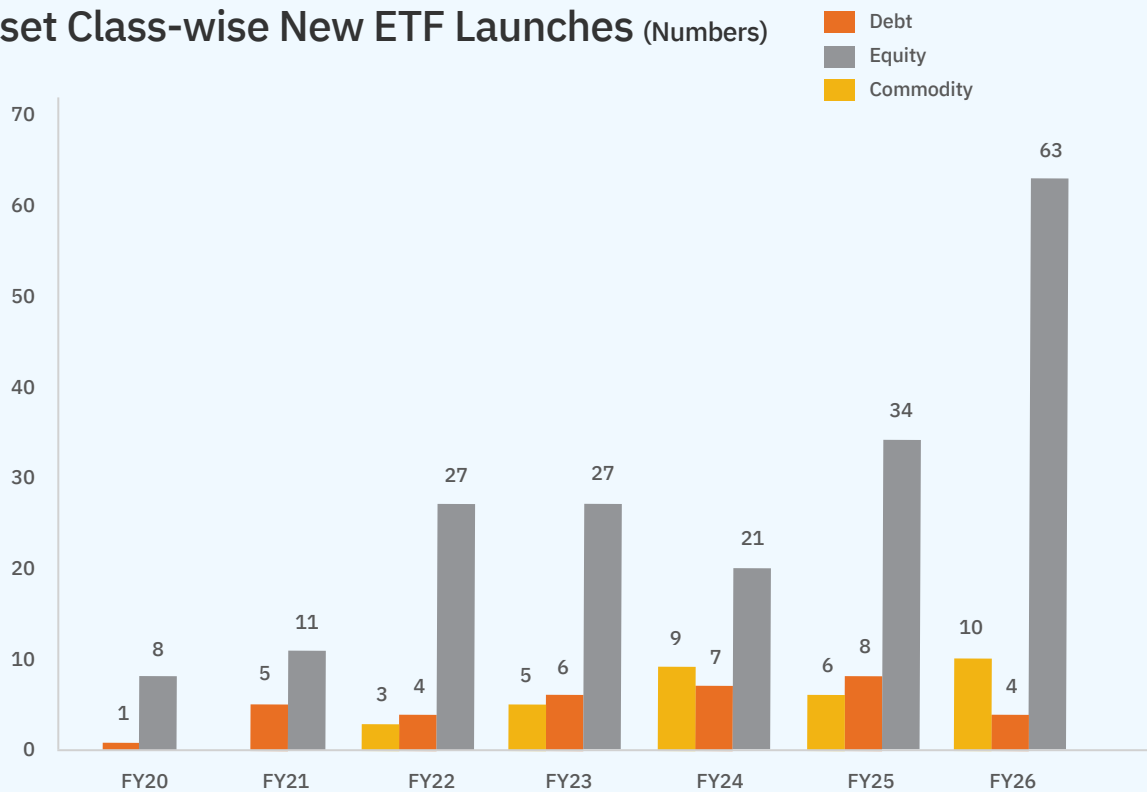




New ETF Scheme Launches (Numbers)

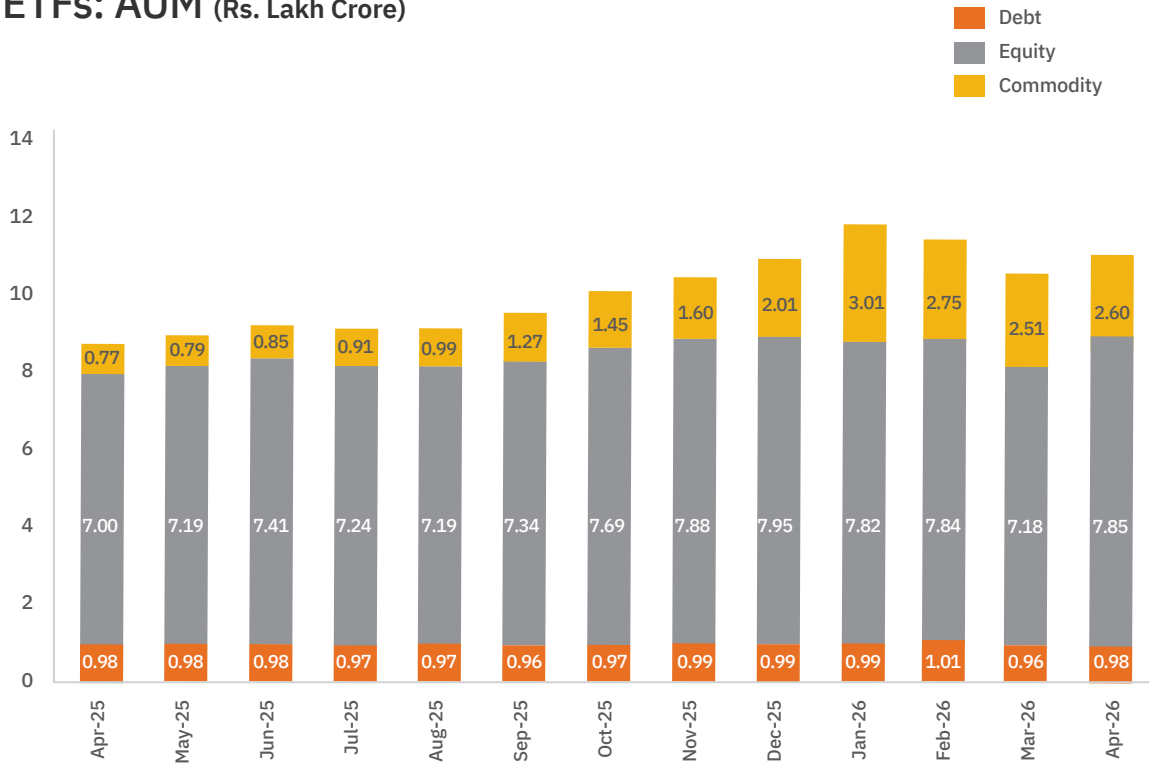


Asset Class-wise New ETF Launches (Numbers)

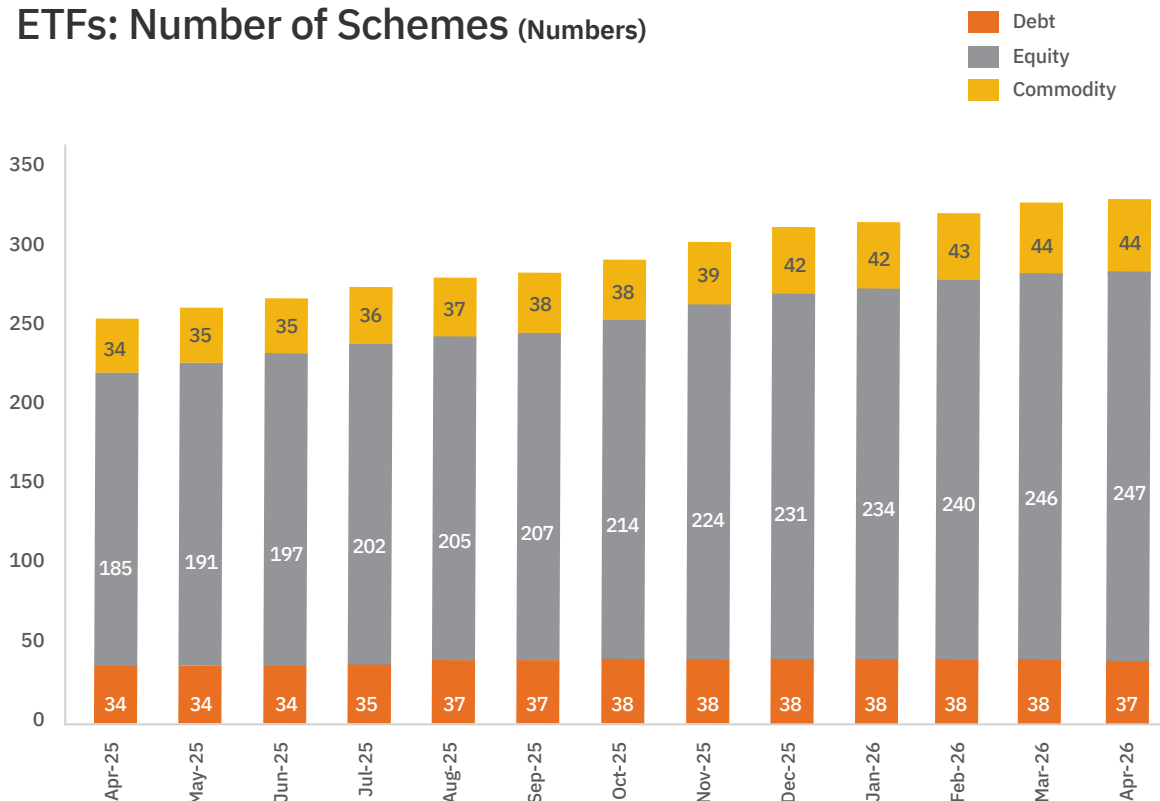


ETFs Monthly Trend

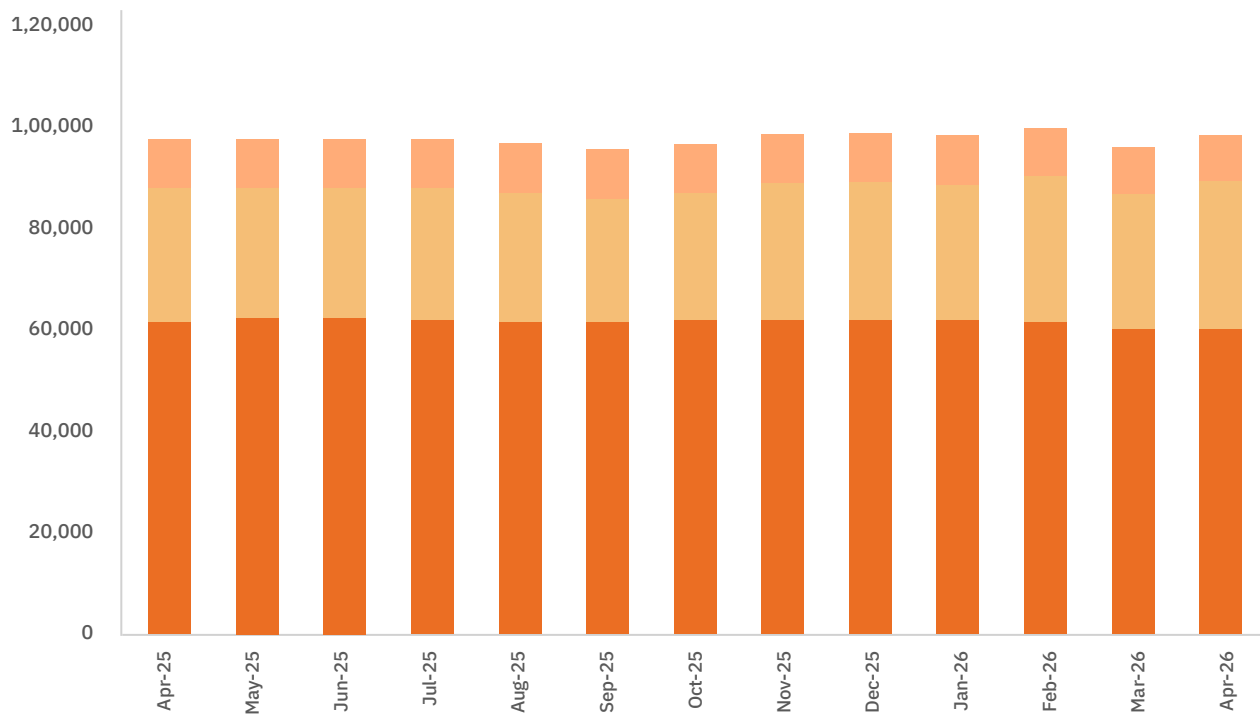
ETFs: AUM (Rs. Lakh Crore)



ETFs: Number of Schemes (Numbers)

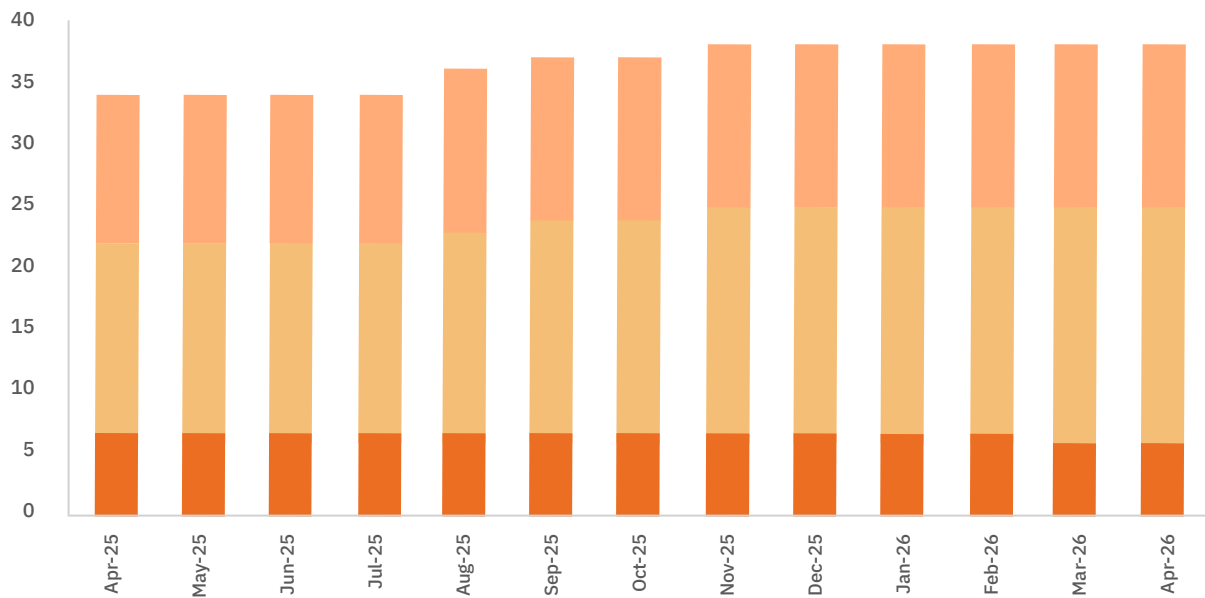


ETFs – Debt: AUM (Rs. Crore)



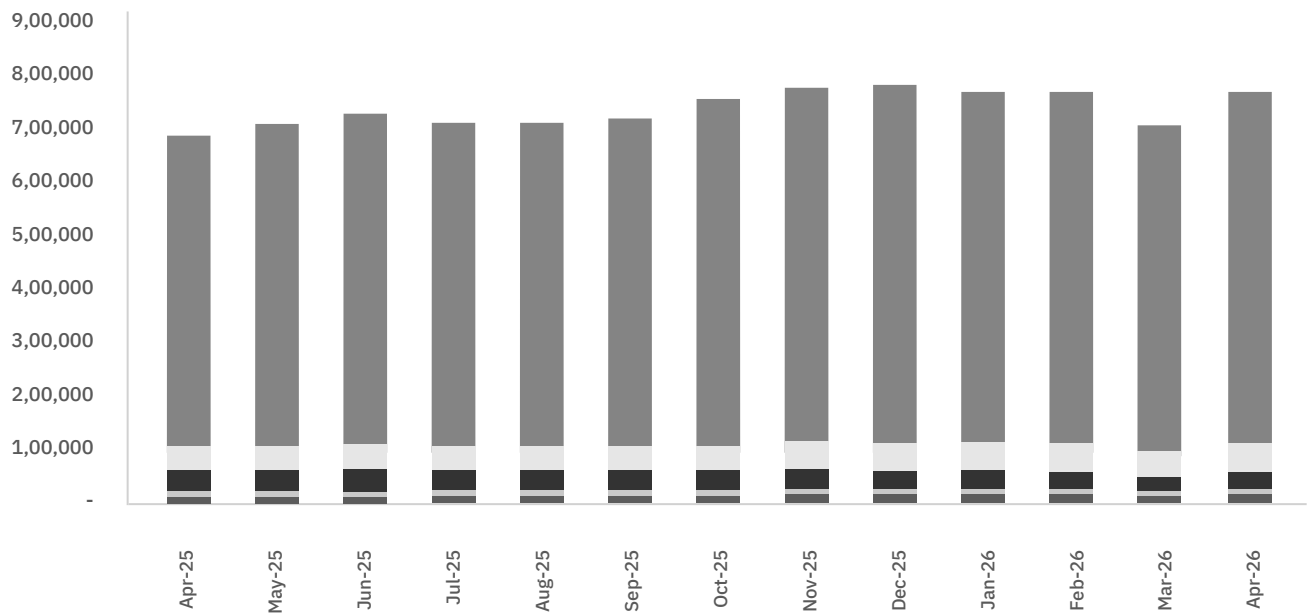
Index Type	Apr-25	May-25	Jun-25	Jul-25	Aug-25	Sep-25	Oct-25	Nov-25	Dec-25	Jan-26	Feb-26	Mar-26	Apr-26
G-Sec Maturity Based	9,604	9,803	9,545	9,504	9,561	9,397	9,442	9,504	9,527	9,616	9,700	9,192	8,899
Money Market	26,323	25,539	25,901	25,938	26,008	24,886	25,508	27,128	27,630	27,684	29,322	27,121	29,494
Target Maturity	61,835	62,662	62,325	61,957	61,463	61,487	62,058	62,219	61,850	61,261	61,516	60,058	60,086

ETFs – Debt: Number of Schemes (Numbers)



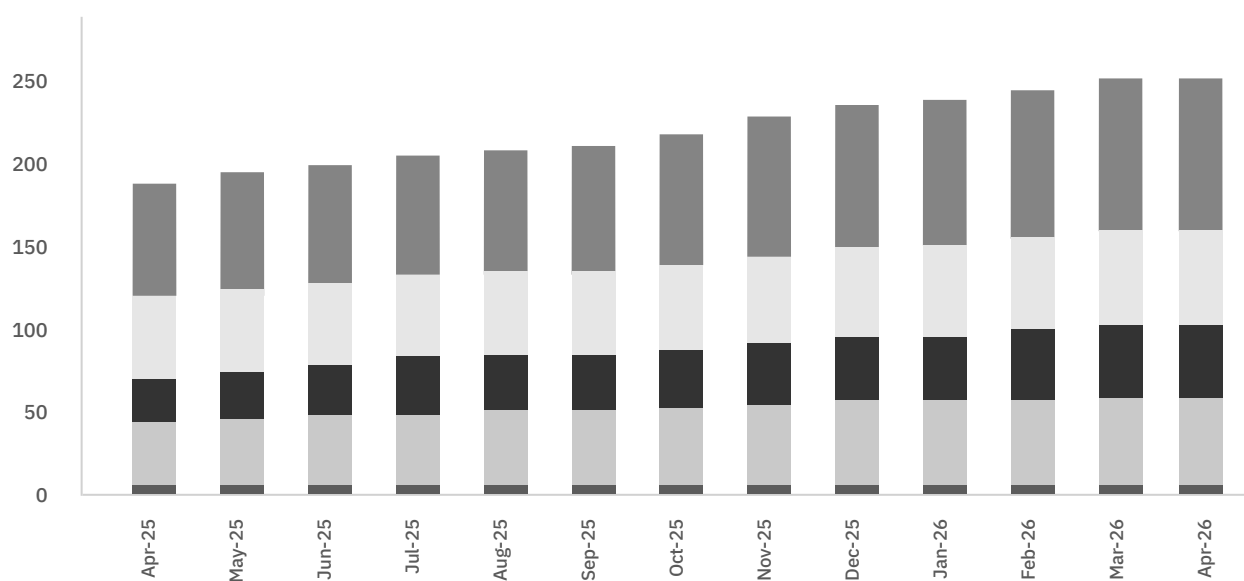
Index Type	Apr-25	May-25	Jun-25	Jul-25	Aug-25	Sep-25	Oct-25	Nov-25	Dec-25	Jan-26	Feb-26	Mar-26	Apr-26
G-Sec Maturity Based	12	12	12	12	13	13	13	13	13	13	13	13	13
Money Market	16	16	16	17	18	18	19	19	19	19	19	19	19
Target Maturity	6	6	6	6	6	6	6	6	6	6	6	6	6

ETFs – Equity: AUM (Rs. Crore)



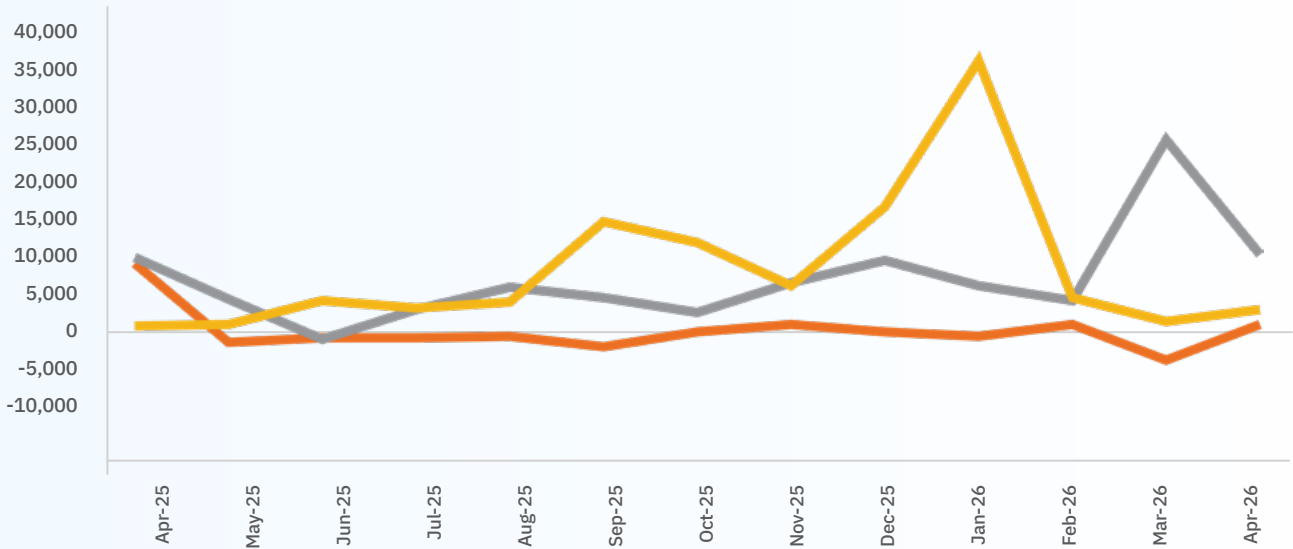
Index Type	Apr-25	May-25	Jun-25	Jul-25	Aug-25	Sep-25	Oct-25	Nov-25	Dec-25	Jan-26	Feb-26	Mar-26	Apr-26
Broad Market	5,89,375	6,06,417	6,26,373	6,13,254	6,09,751	6,20,519	6,53,589	6,71,086	6,77,357	6,64,159	6,66,402	6,16,875	672,999
Sectoral	46,811	47,359	48,764	47,019	45,993	47,199	50,457	53,750	54,046	54,195	56,292	47,353	51,253
Thematic	39,739	39,789	39,261	36,620	35,577	36,080	34,891	33,491	33,546	33,633	31,349	26,011	28,932
Strategy	11,252	11,566	11,970	11,719	11,755	11,782	12,383	12,498	12,551	12,353	12,672	11,554	12,998
Global	12,700	13,977	14,870	15,583	15,843	16,906	17,552	17,431	17,236	17,737	16,995	16,657	19,275

ETFs – Equity: Number of Schemes (Numbers)



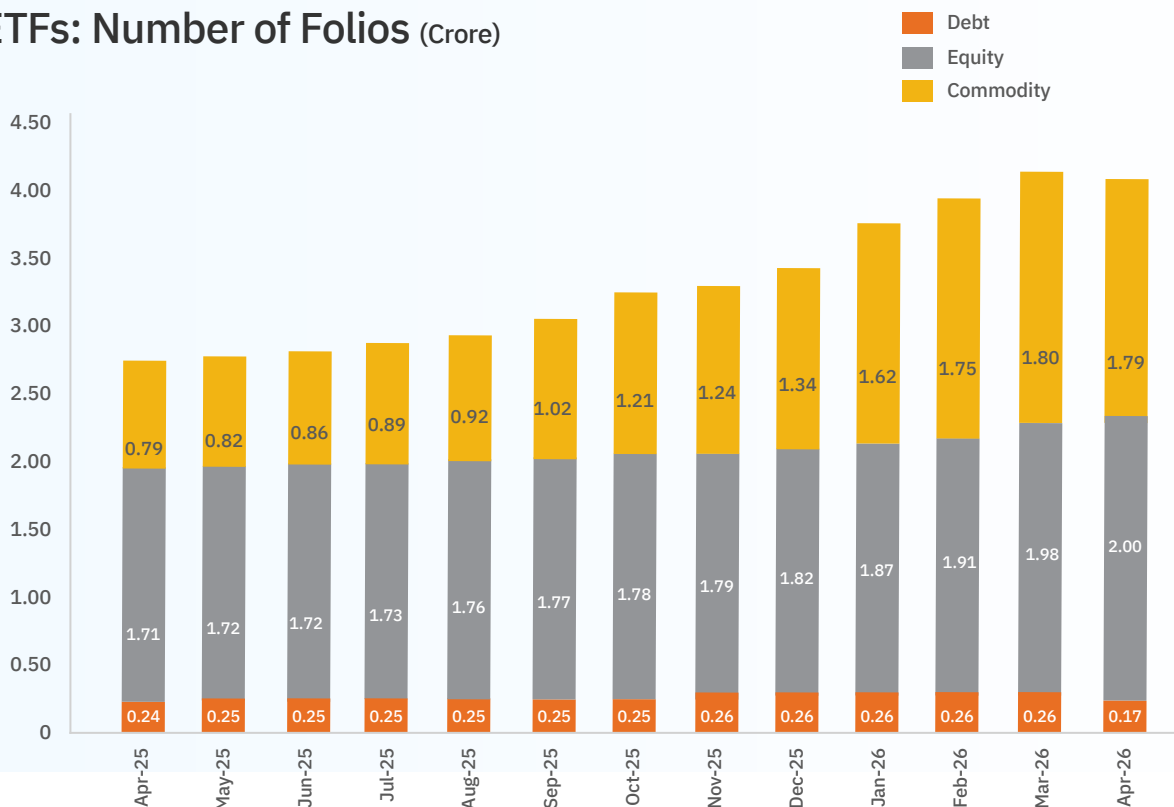
Index Type	Apr-25	May-25	Jun-25	Jul-25	Aug-25	Sep-25	Oct-25	Nov-25	Dec-25	Jan-26	Feb-26	Mar-26	Apr-26
Broad Market	67	69	70	71	72	74	77	82	84	86	87	88	88
Sectoral	49	49	49	49	50	50	51	52	53	54	55	57	57
Thematic	25	27	29	31	32	32	33	35	37	37	41	42	43
Strategy	38	40	42	45	45	45	47	49	51	51	51	53	53
Global	6	6	6	6	6	6	6	6	6	6	6	6	6

ETFs: Net Inflows/Outflows of Investment (Rs. Crore)

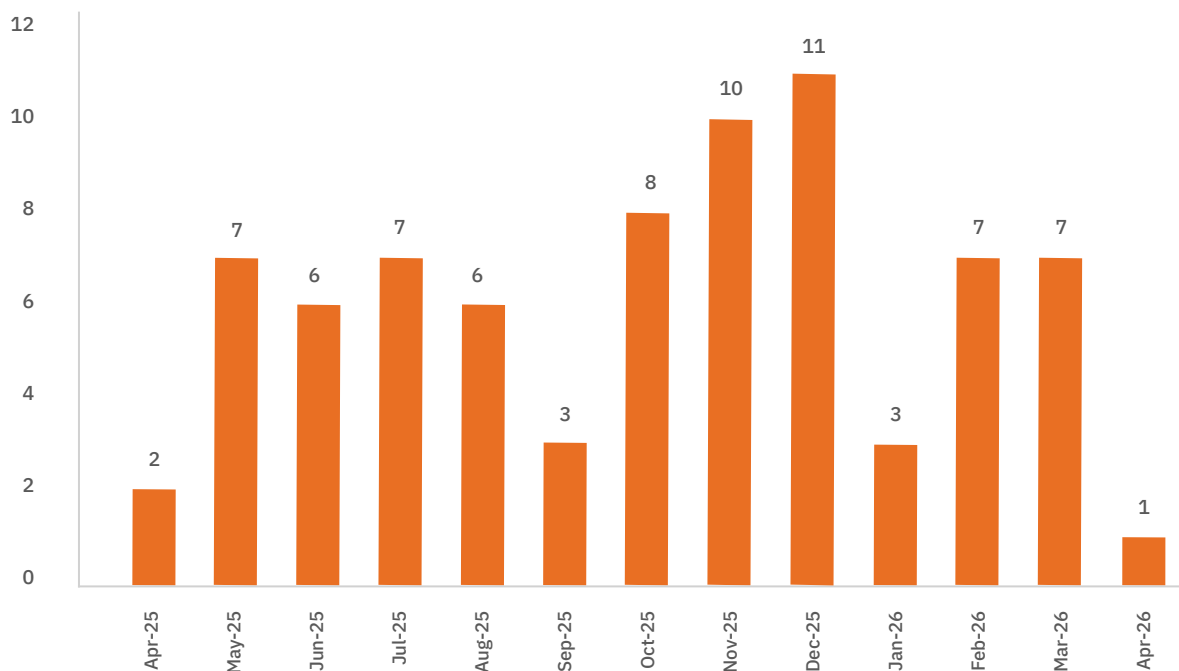


	Apr-25	May-25	Jun-25	Jul-25	Aug-25	Sep-25	Oct-25	Nov-25	Dec-25	Jan-26	Feb-26	Mar-26	Apr-26
Debt	8,680	-994	-499	-465	-213	-1,657	170	1,242	256	-343	1,173	-3,284	1,214
Equity	9,311	4,227	-661	3,037	5,697	4,466	2,599	6,325	8,981	5,885	4,141	23,770	9,668
Commodity	1,060	1,146	4,085	3,160	3,949	13,705	11,156	5,896	15,609	33,503	4,429	1,582	2,914

ETFs: Number of Folios (Crore)



New ETF Scheme Launches (Numbers)



New ETFs Launched in April 2026

Scheme Name	Scheme Type	AUM (Rs. Crore)
Motilal Oswal BSE Top 10 Banks ETF	ETFs - Equity	5.62

Top 5 AMCs offering ETF Schemes by AUM

AS OF APRIL 2026

Debt-Oriented ETFs

AMC Name	AUM (Rs.Crore)
Edelweiss Asset Management	54,958
Nippon Life India Asset Management Limited	18,247
Zerodha Asset Management Private Limited	9,363
SBI Funds Management Limited	3,351
ICICI Prudential Asset Management Company Limited	2,878

Equity-Oriented ETFs

AMC Name	AUM (Rs.Crore)
SBI Funds Management Limited	3,35,010
Nippon Life India Asset Management Limited	1,41,188
UTI Asset Management Company Limited	1,29,164
ICICI Prudential Asset Management Company Limited	99,896
Mirae Asset Investment Managers (India) Private Limited	18,040

Commodity-Oriented ETFs

AMC Name	AUM (Rs.Crore)
Nippon Life India Asset Management Limited	86,666
ICICI Prudential Asset Management Company Limited	41,096
HDFC Asset Management	30,888
SBI Funds Management Limited	30,489
Kotak Mahindra Asset Management	17,852

Top 5 ETF Schemes by Index Type

AS OF APRIL 2026

Debt-Oriented ETFs

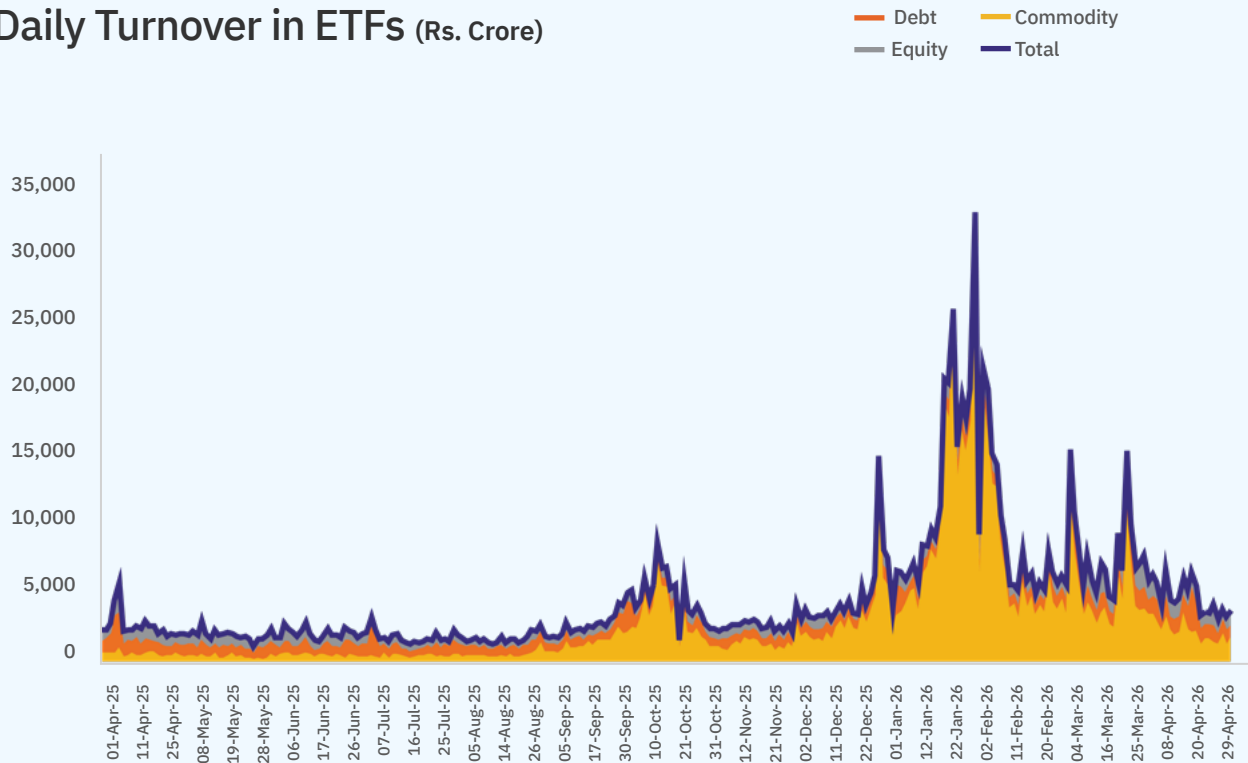
Scheme Name	AUM (Rs. Crore)
G-Sec Maturity Based	
SBI Nifty 10 yr Benchmark G-Sec ETF	3,216
Nippon India ETF Nifty 8-13 Yr G-Sec Long Term Gilt	2,479
LIC MF NIFTY 8-13 YR G-SEC ETF	1,868
ICICI Prudential Nifty 10 yr Benchmark G-Sec ETF	581
Nippon India ETF Nifty 5 Yr Benchmark G-Sec	271
Money Market	
Nippon India ETF Nifty 1D Rate Liquid Bees	11,173
Zerodha Nifty 1D Rate Liquid ETF	9,249
Kotak Nifty 1D Rate Liquid ETF	1,839
DSP BSE Liquid Rate ETF	1,650
ICICI Prudential BSE Liquid Rate ETF-IDCW	1,460
Target Maturity	
Bharat Bond ETF - April 2030	25,002
Bharat Bond ETF- April 2031	13,192
Bharat Bond ETF - April 2032	10,505
Bharat Bond ETF - April 2033	6,204
Nippon India ETF Nifty SDL Apr 2026 Top 20 Equal Weight	4,226

Equity-Oriented ETFs

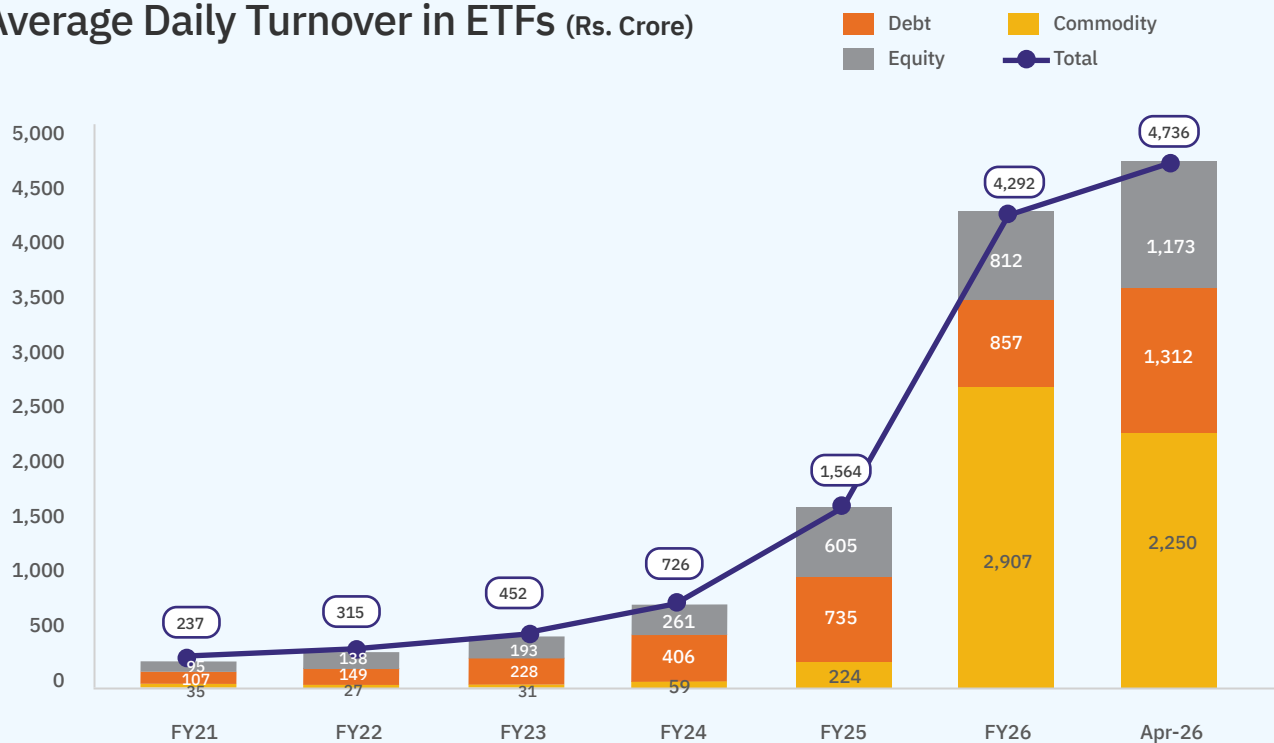
Scheme Name	AUM (Rs. Crore)
Broad Market	
SBI Nifty 50 ETF	2,08,204
SBI BSE SENSEX ETF	1,18,105
UTI Nifty 50 ETF	69,607
Nippon India ETF Nifty 50 Bees	62,881
UTI BSE Sensex ETF	53,796
Sectoral	
Nippon India ETF Nifty Bank Bees	7,918
Kotak Nifty Bank ETF	4,737
Nippon India ETF Nifty PSU Bank Bees	3,914
SBI Nifty Bank ETF	3,659
Nippon India ETF Nifty IT	3,479
Thematic	
CPSE ETF	22,275
SBI BSE PSU Bank ETF	1,392
Motilal Oswal Nifty India Defence ETF	1,368
ICICI Prudential Nifty Infrastructure ETF	410
Groww Nifty India Defence ETF	319
Strategy	
ICICI Prudential Nifty 100 Low Volatility 30 ETF	3,508
ICICI Prudential Nifty Alpha Low - Volatility 30 ETF	1,498
DSP Nifty 50 Equal Weight ETF	1,265
Mirae Asset Nifty Smallcap 250 Momentum Quality 100 ETF	939
DSP Nifty Top 10 Equal Weight ETF	787
Global	
Motilal Oswal NASDAQ 100 ETF	12,815
Mirae Asset NYSE FANG + ETF	3,749
Nippon India ETF Hang Seng Bees	1,096
Mirae Asset S&P 500 Top 50 ETF	1,078
Mirae Asset Hang Seng Tech ETF	383

ETFs Turnover

Daily Turnover in ETFs (Rs. Crore)



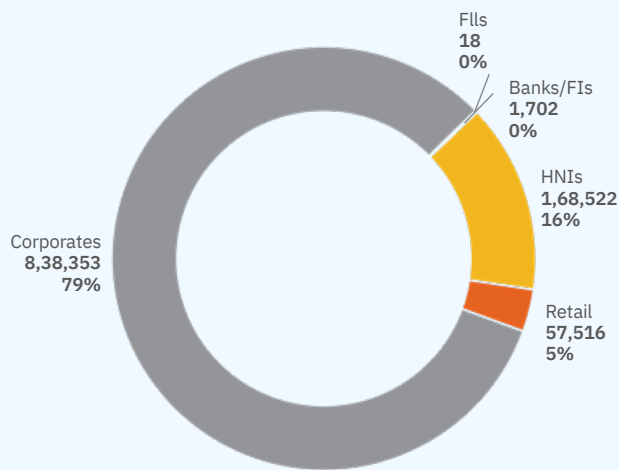
Average Daily Turnover in ETFs (Rs. Crore)



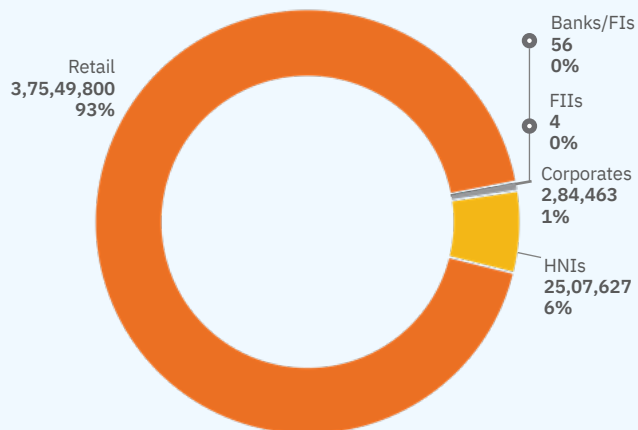
Holding Pattern of ETFs

(AS OF MAR 2026)

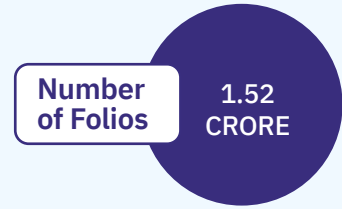
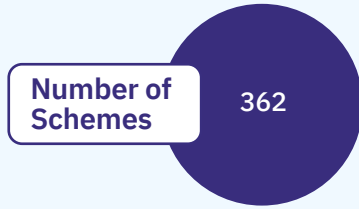
AUM (Rs. Crore)



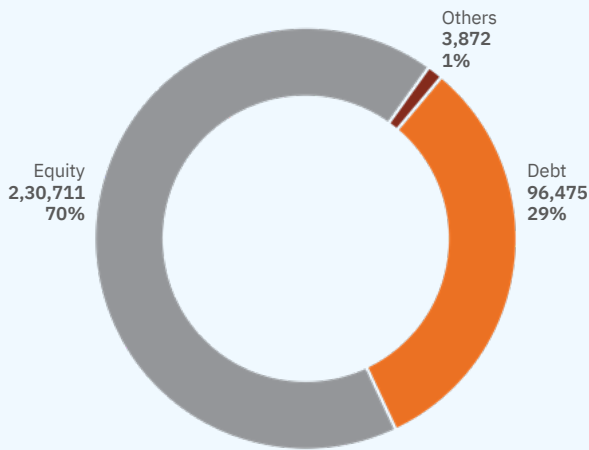
Folios (Numbers)



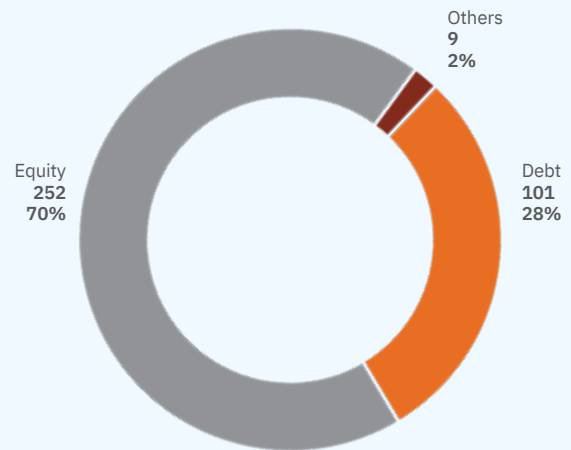
Index Funds Snapshot



Composition of AUM (Rs.Crore)



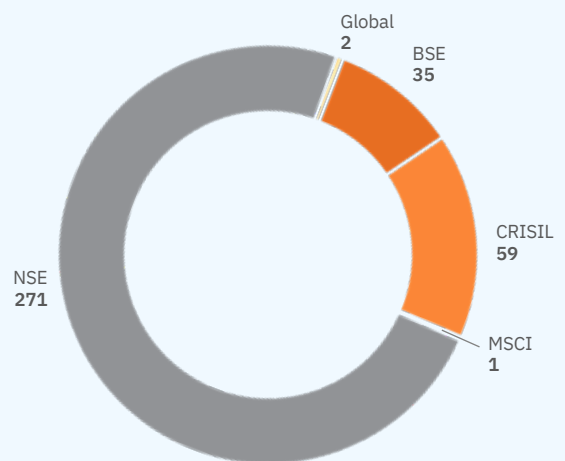
Composition of Schemes (Numbers)



Composition of Folios (Numbers)

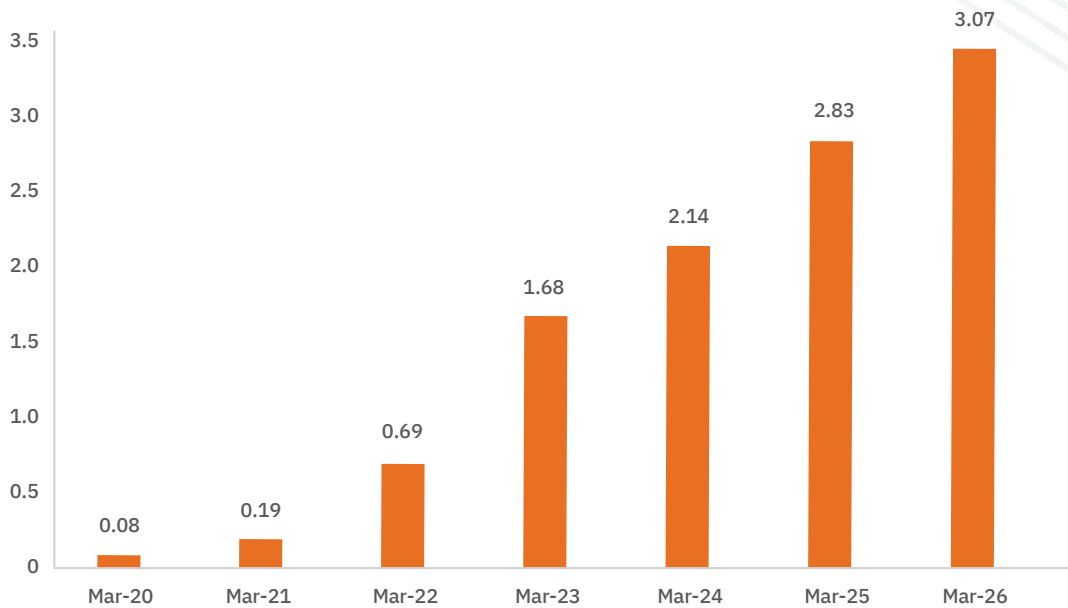


Count of Schemes Tracking Indices (Numbers)

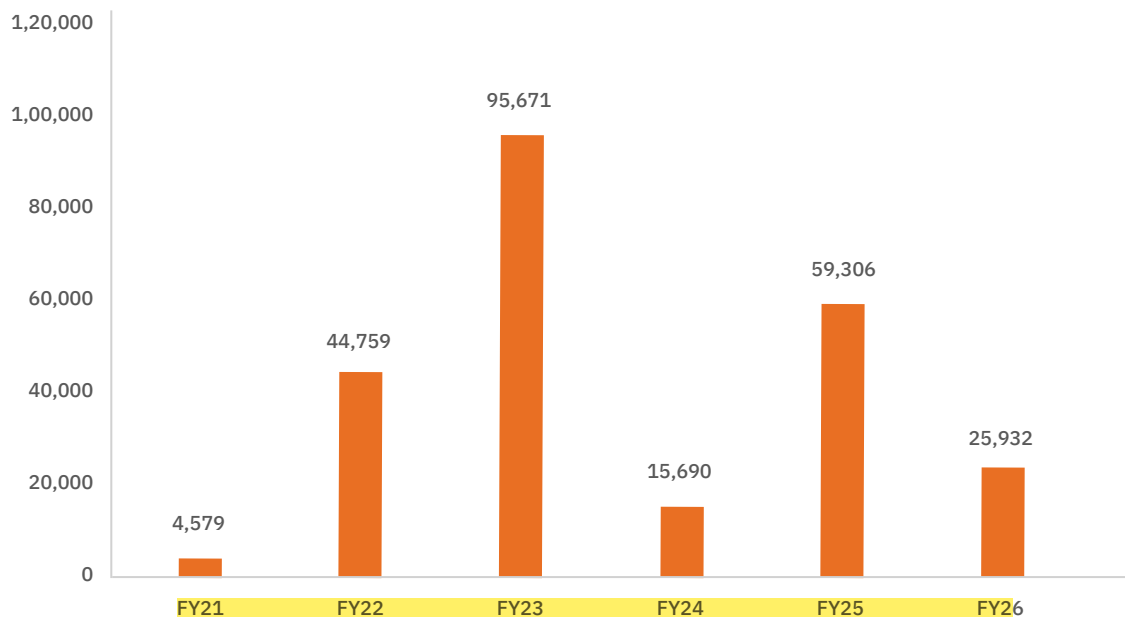


Index Funds Annual Trend

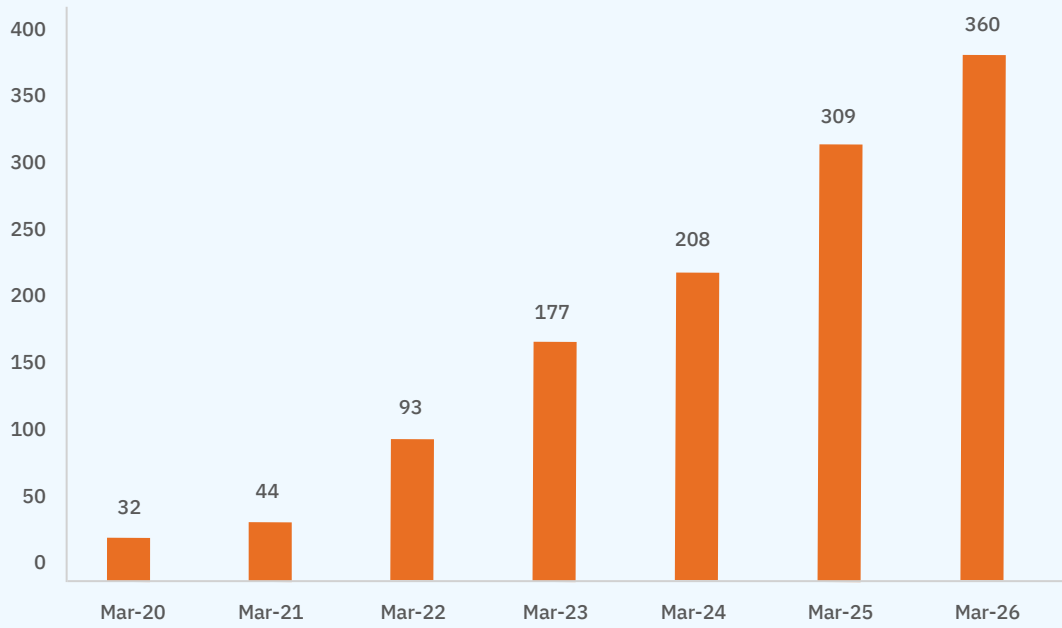
Index Funds: AUM (Rs. Lakh Crore)



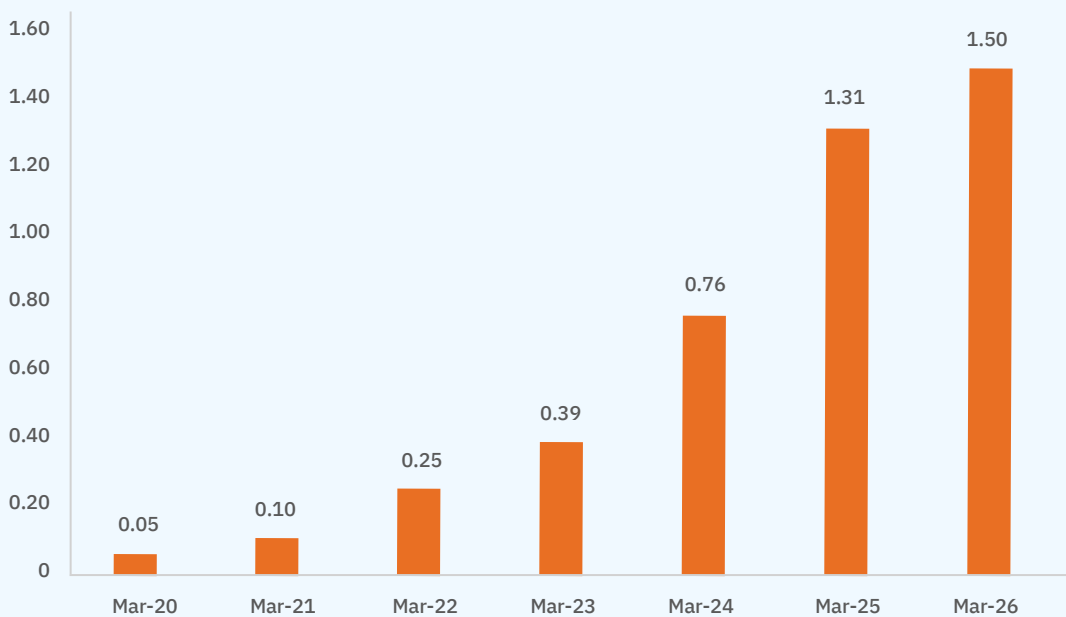
Net Inflows/Outflows of Investment (Rs. Crore)



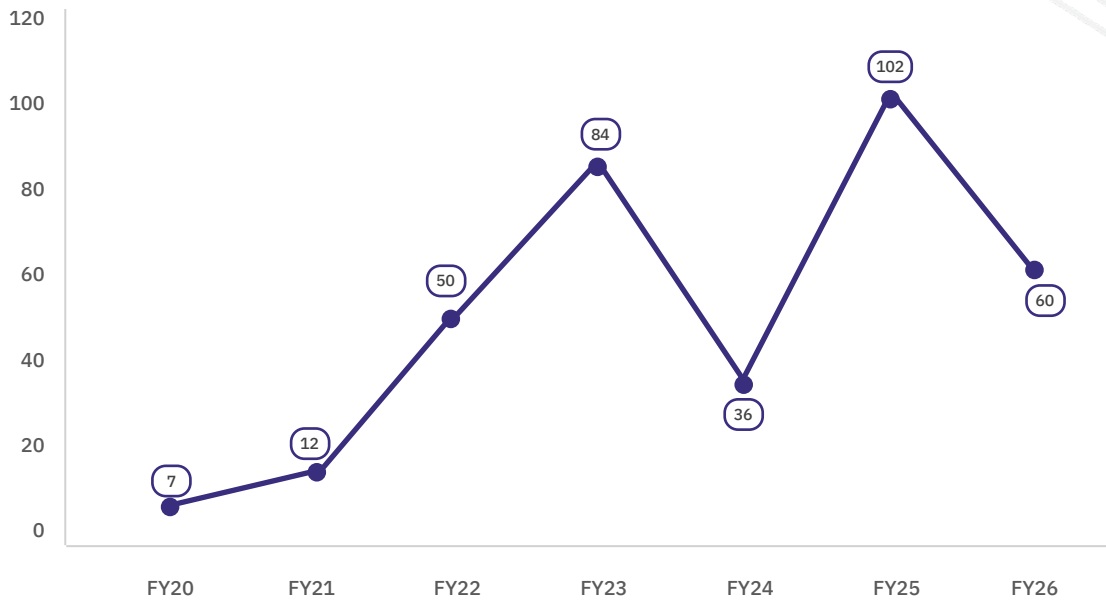
Index Funds: Number of Schemes (Numbers)



Index Funds: Number of Folios (Crore)

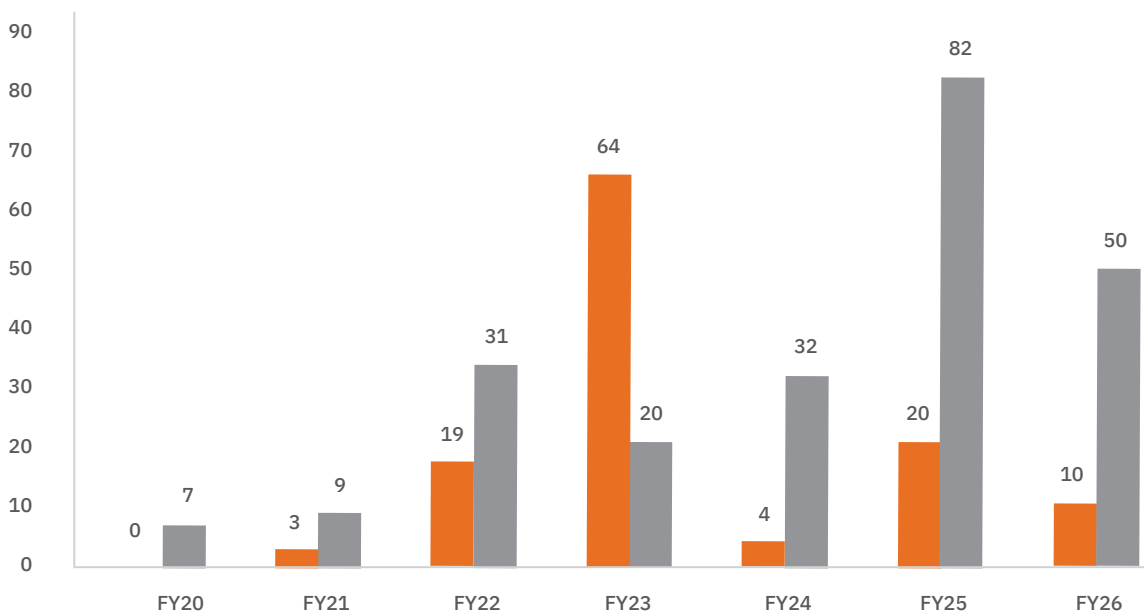


New Index Fund Scheme Launches (Numbers)



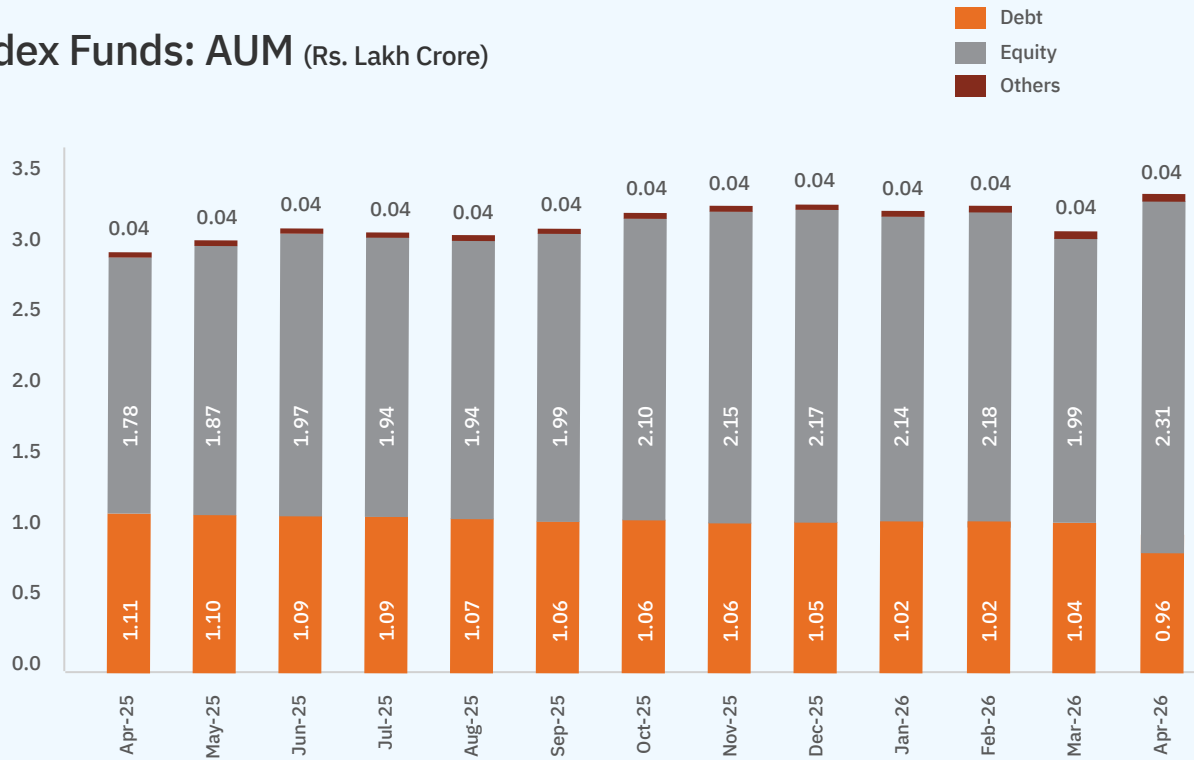
Asset Class-wise New Index Fund Scheme Launches (Numbers)

Debt
Equity

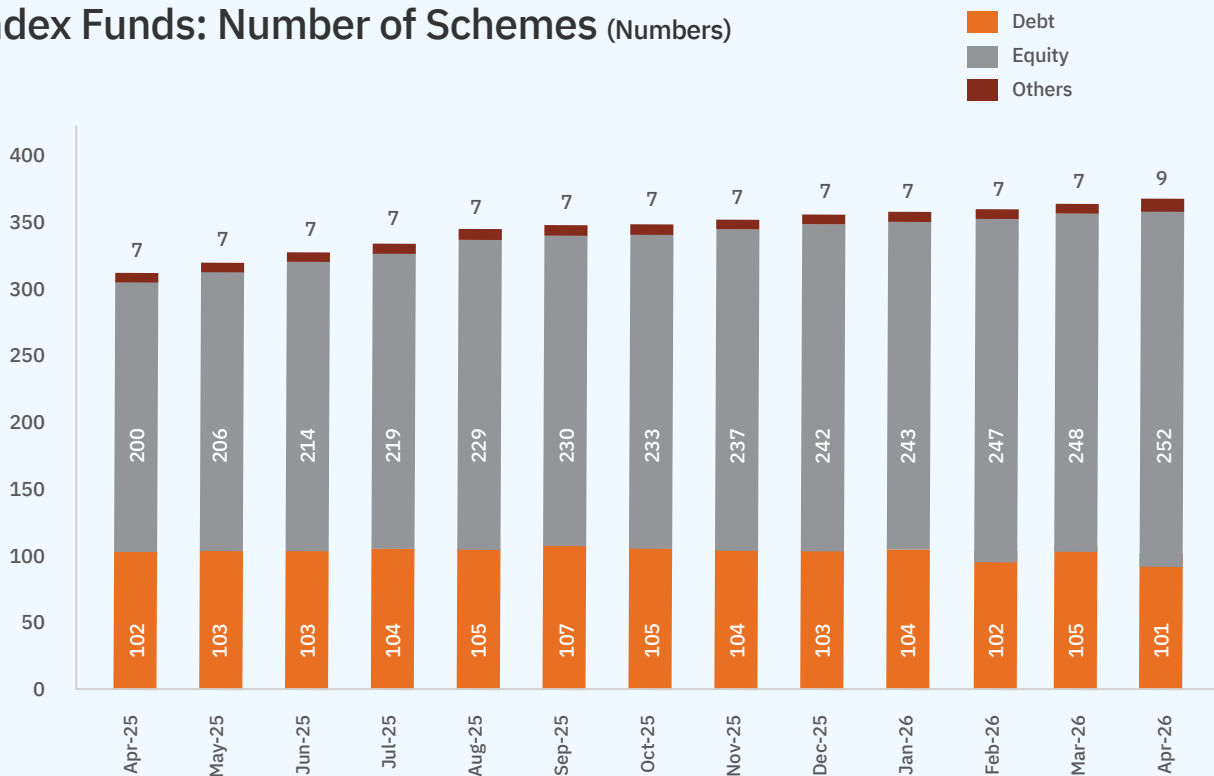


Index Funds Monthly Trend

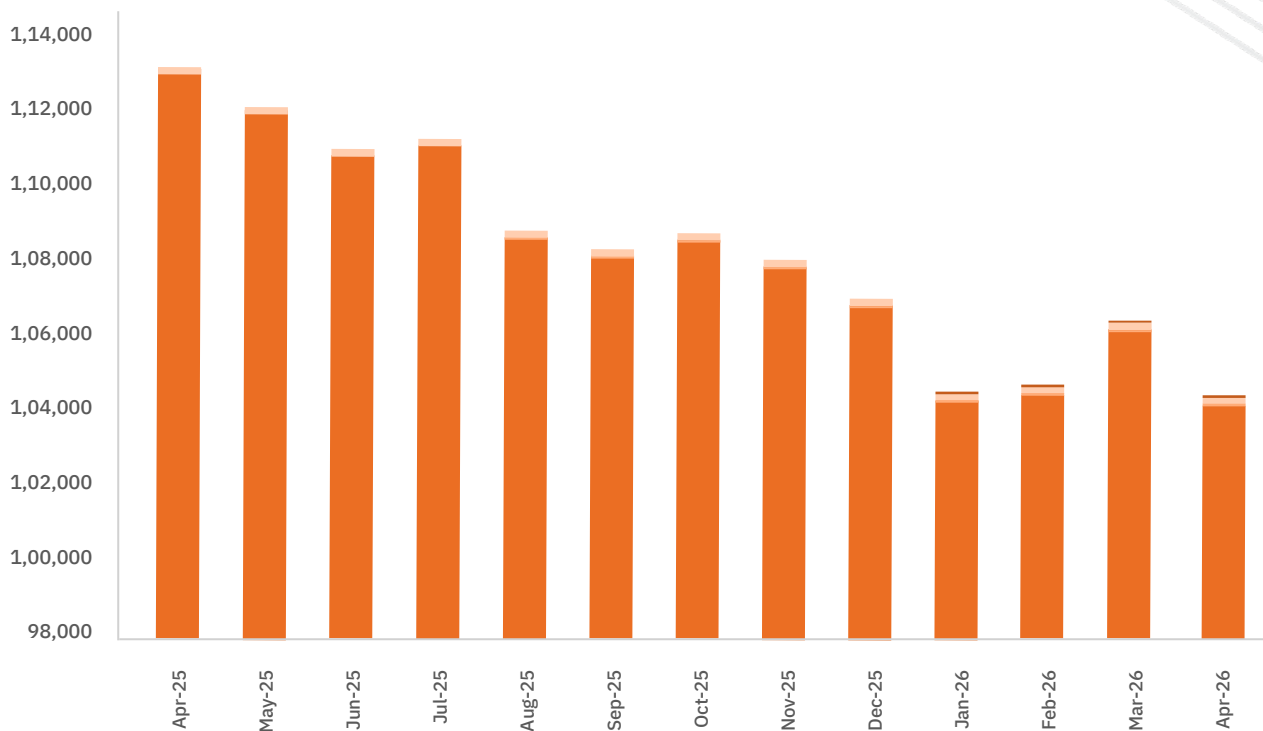
Index Funds: AUM (Rs. Lakh Crore)



Index Funds: Number of Schemes (Numbers)

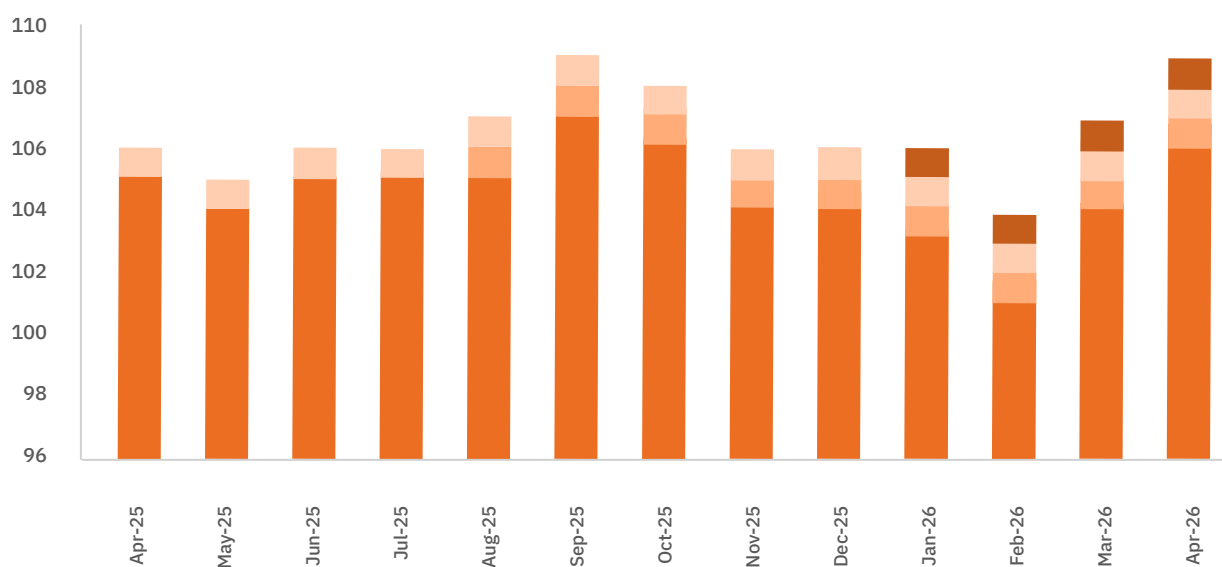


Index Funds- Debt: AUM (Rs. Crore)



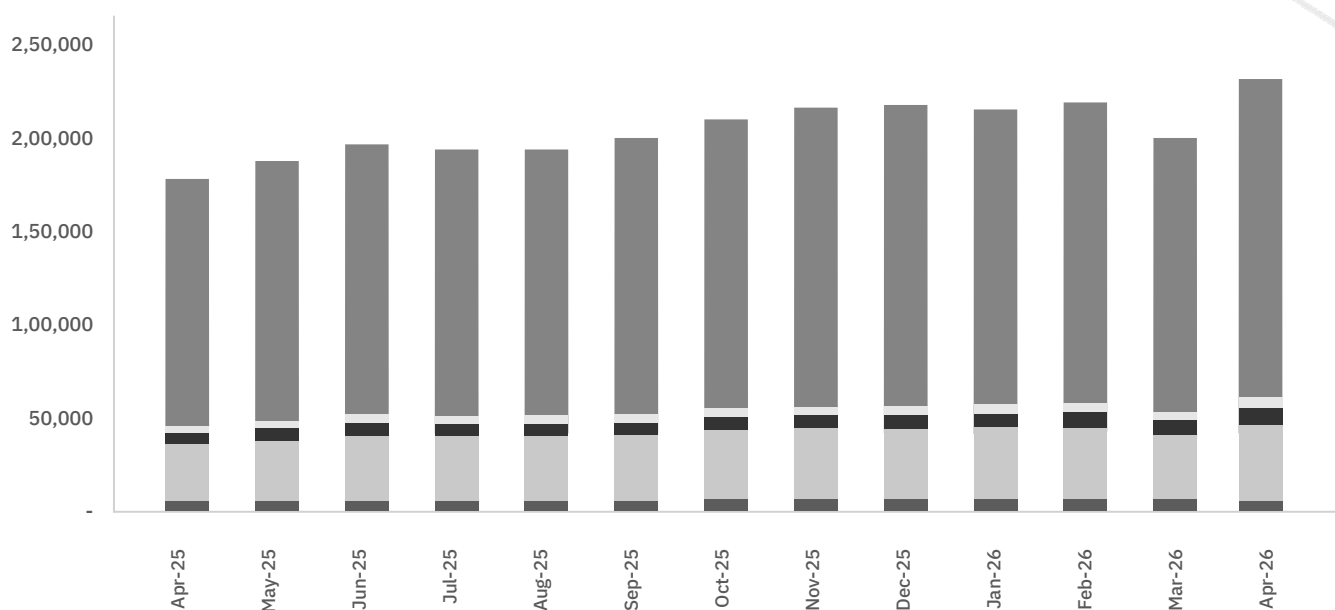
Index Type	Apr-25	May-25	Jun-25	Jul-25	Aug-25	Sep-25	Oct-25	Nov-25	Dec-25	Jan-26	Feb-26	Mar-26	Apr-26
G-Sec										16	16	14	14
G-Sec Plus SDL	136	141	143	149	143	145	147	148	149	156	133	131	139
G-Sec Maturity Based					35	39	38	27	27	28	32	29	30
Target Maturity	1,12,856	1,11,800	1,10,723	1,10,956	1,08,486	1,07,991	1,08,385	1,07,702	1,06,682	1,04,112	1,04,404	1,06,115	1,03,816

Index Funds- Debt: Number of Schemes (Numbers)



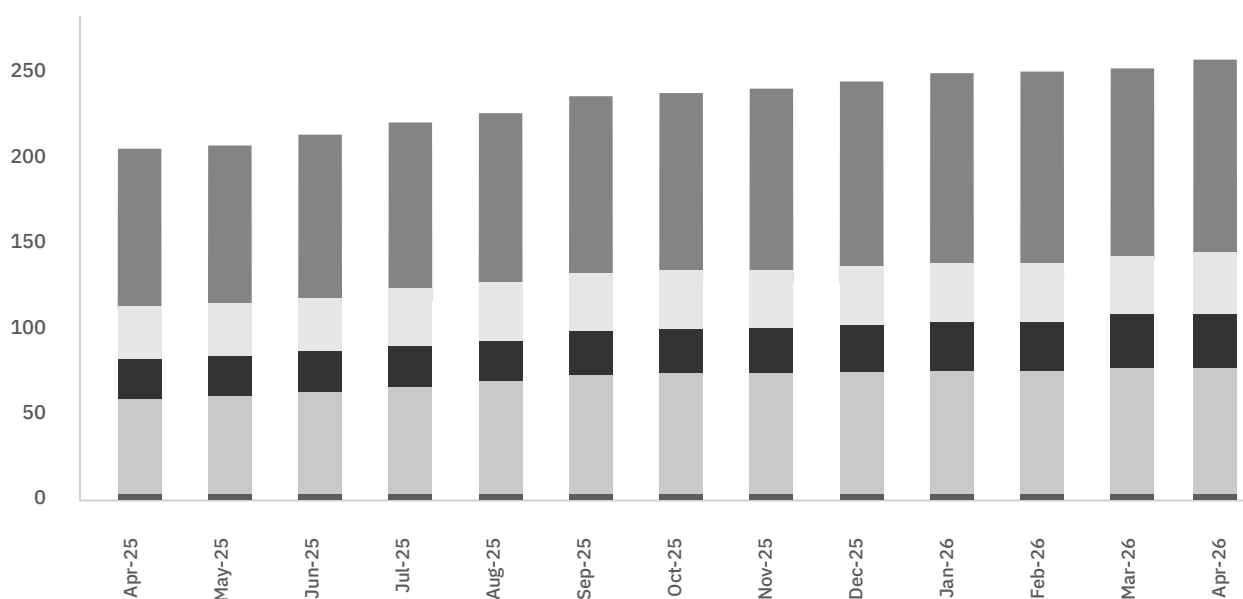
Index Type	Apr-25	May-25	Jun-25	Jul-25	Aug-25	Sep-25	Oct-25	Nov-25	Dec-25	Jan-26	Feb-26	Mar-26	Apr-26
G-Sec										1	1	1	1
G-Sec Plus SDL	1	1	1	1	1	1	1	1	1	1	1	1	1
G-Sec Maturity Based					1	1	1	1	1	1	1	1	1
Target Maturity	105	104	105	105	105	107	106	104	104	103	101	104	106

Index Funds- Equity: AUM (Rs. Crore)



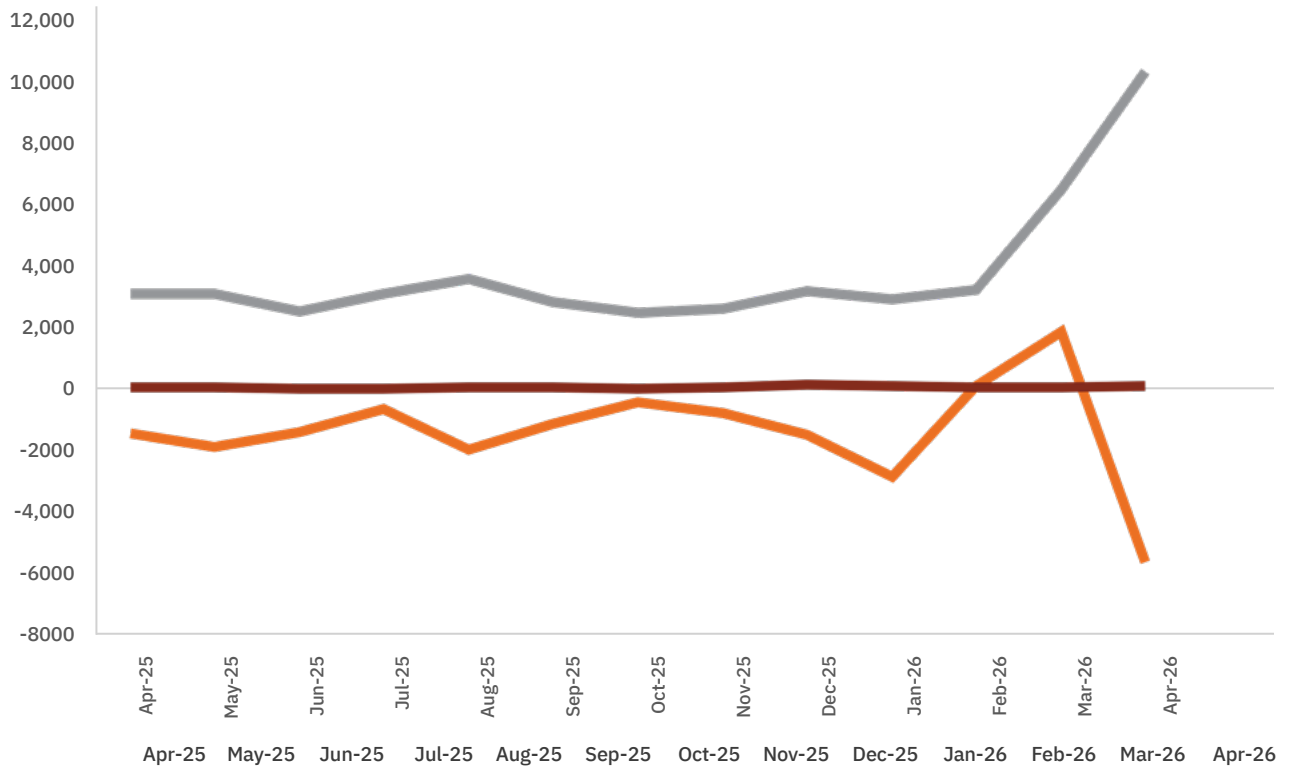
Index Type	Apr-25	May-25	Jun-25	Jul-25	Aug-25	Sep-25	Oct-25	Nov-25	Dec-25	Jan-26	Feb-26	Mar-26	Apr-26
Broad Market	1,34,107	1,39,921	1,46,065	1,44,079	1,44,259	1,48,190	1,56,354	1,60,070	1,61,959	1,59,246	1,61,758	1,48,388	1,71,408
Sectoral	4,322	4,478	4,708	4,580	4,479	4,535	4,831	5,066	5,202	5,203	5,092	4,488	5,054
Thematic	5,448	6,727	7,218	6,587	6,554	7,078	7,495	7,893	7,888	8,224	8,680	7,927	10,042
Strategy	30,724	32,491	34,617	33,861	33,995	34,379	36,302	37,272	37,067	36,513	37,618	33,484	38,040
Global	4,922	5,272	5,522	6,015	6,265	6,580	6,756	6,725	6,724	6,996	6,857	6,709	7,620

Index Funds- Equity: Number of Schemes (Numbers)



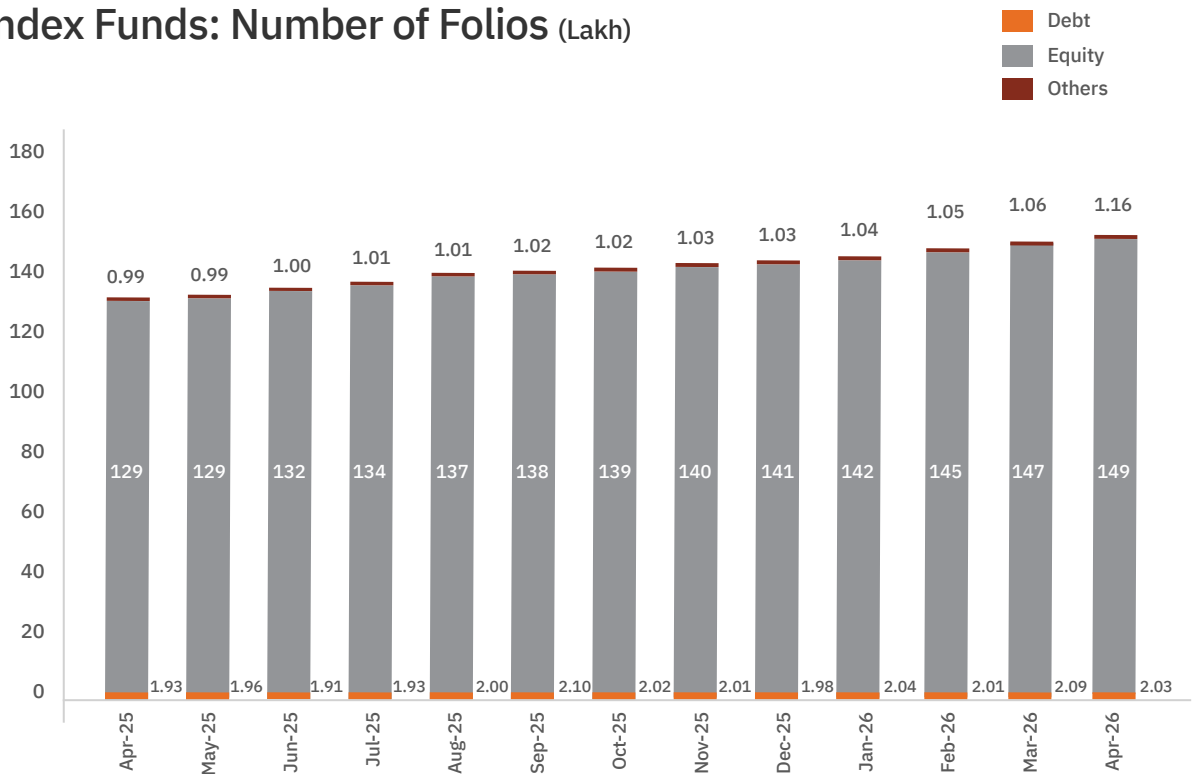
Index Type	Apr-25	May-25	Jun-25	Jul-25	Aug-25	Sep-25	Oct-25	Nov-25	Dec-25	Jan-26	Feb-26	Mar-26	Mar-26
Broad Market	91	94	97	98	103	103	105	107	110	111	111	111	114
Sectoral	31	31	33	34	34	34	34	34	34	34	34	35	35
Thematic	23	24	24	24	25	26	26	27	28	28	31	31	32
Strategy	58	60	63	66	70	71	71	72	73	73	74	74	74
Global	2	2	2	2	2	2	2	2	2	2	2	2	2

Net Inflows/Outflows of Investment (Rs. Crore)

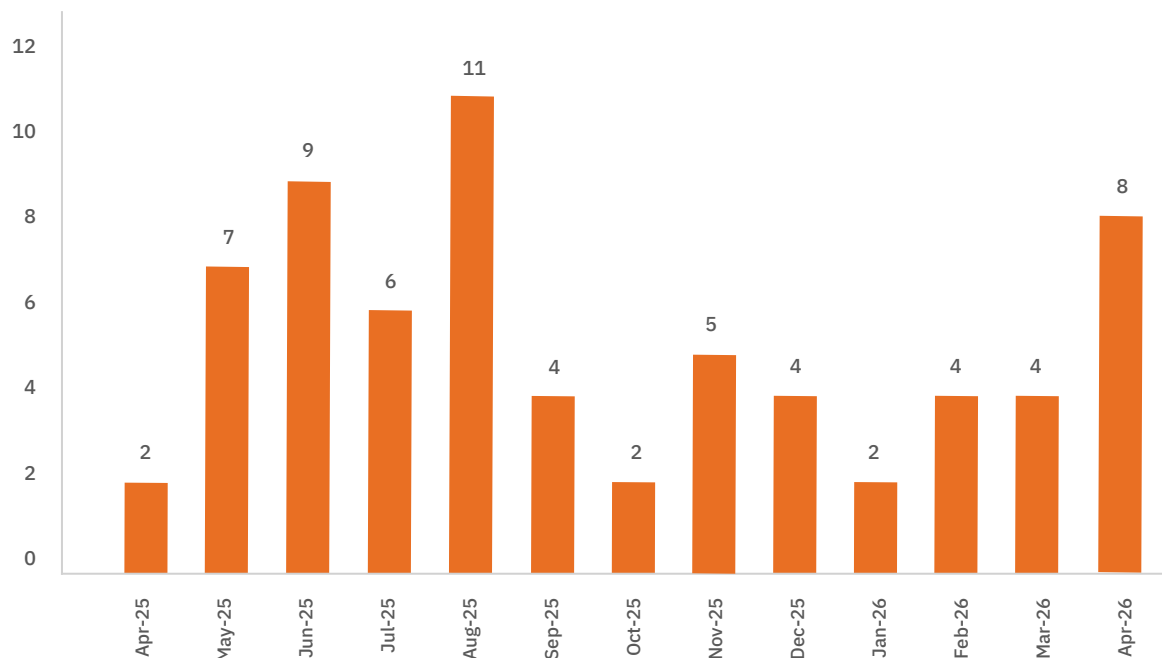


	Apr-25	May-25	Jun-25	Jul-25	Aug-25	Sep-25	Oct-25	Nov-25	Dec-25	Jan-26	Feb-26	Mar-26	Apr-26
Debt	-1,487	-1,908	-1,419	-684	-2,011	-1,165	-475	-825	-1,501	-2,868	53	1,794	-5,631
Equity	3,051	3,010	2,478	3,029	3,508	2,755	2,439	2,560	3,136	2,861	3,173	6,379	10,222
Others	-9	3	-15	-15	6	-10	-35	-8	95	34	7	-4	35

Index Funds: Number of Folios (Lakh)



New Index Funds Scheme Launches (Numbers)



New Index Funds Launched in April 2026

Scheme Name	Scheme Type	AUM (Rs. Crore)
Axis Nifty India Defence Index Fund	Index Funds - Equity	221.98
SBI CRISIL-IBX Financial Services 9-12 Months Debt Index Fund	Index Funds - Debt	208.35
SBI CRISIL-IBX Financial Services 3-6 Months Debt Index Fund	Index Funds - Debt	207.11
Edelweiss Nifty LargeMidcap250 Plus 8-13yr G-Sec 70 30 Index Fund	Index Funds - Hybrid	42.46
Choice Nifty 50 Index Fund	Index Funds - Equity	17.51
Zerodha Nifty LargeMidcap250 Plus 8-13 Yr G-Sec 70 30 Index Fund	Index Funds - Hybrid	15.01
Choice Nifty Next 50 Index Fund	Index Funds - Equity	11.51
Zerodha Nifty MidSmallcap400 50 50 Index Fund	Index Funds - Equity	7.89

Top 5 AMCs offering Index Fund Schemes by AUM

AS OF APRIL 2026

Debt-Oriented Index Funds

AMC Name	AUM (Rs.Crore)
Aditya Birla Sun Life AMC Limited	18,873
SBI Funds Management Limited	14,881
Kotak Mahindra Asset Management	13,301
ICICI Prudential Asset Management Company Limited	12,550
Bandhan Asset Management Company Limited	11,229

Equity-Oriented Index Funds

AMC Name	AUM (Rs.Crore)
UTI Asset Management Company Limited	45,763
HDFC Asset Management	40,893
ICICI Prudential Asset Management Company Limited	35,290
Motilal Oswal Asset Management	25,549
SBI Funds Management Limited	21,438

Top 5 Index Fund Schemes by Index Type

AS OF APRIL 2026

Debt-Oriented Index Funds

Scheme Name	AUM (Rs. Crore)
G-Sec	
Zerodha Nifty Short Duration G-Sec Index Fund	14
G-Sec Maturity Based	
JioBlackRock Nifty 8-13 yr G-Sec Index Fund	30
G-Sec Plus SDL	
Edelweiss CRISIL IBX 50 50 Gilt Plus SDL Short Duration Index Fund	139
Target Maturity	
ICICI Prudential Nifty PSU Bond Plus SDL Sep 2027 40 60 Index Fund	8,760
SBI CPSE Bond Plus SDL Sep 2026 50 50 Index Fund	8,466
Aditya Birla Sun Life Nifty SDL Plus PSU Bond Sep 2026 60 40 Index Fund	7,783
Kotak Nifty SDL Apr 2027 Top 12 Equal Weight Index Fund	6,742
Bandhan CRISIL IBX Gilt June 2027 Index Fund	5,796

Equity-Oriented Index Funds

Scheme Name	AUM (Rs. Crore)
Broad Market	
UTI Nifty 50 Index Fund	27,849
HDFC Nifty 50 Index Fund	23,340
ICICI Prudential Nifty 50 Index Fund	16,563
SBI Nifty Index Fund	13,368
ICICI Prudential Nifty Next 50 Index Fund	8,900
Sectoral	
ICICI Prudential Nifty Bank Index Fund	717
Motilal Oswal Nifty Bank Index Fund	640
Navi Nifty Bank Index Fund	611
ICICI Prudential Nifty IT Index Fund	440
ICICI Prudential Nifty Auto Index Fund	215
Thematic	
Motilal Oswal Nifty India Defence Index Fund	4,690
Aditya Birla Sun Life Nifty India Defence Index Fund	1,133
Tata Nifty Capital Markets Index Fund	644
Motilal Oswal Nifty Capital Market Index Fund	461
SBI BSE PSU Bank Index Fund	320
Strategy	
UTI Nifty 200 Momentum 30 Index Fund	8,397
DSP Nifty 50 Equal Weight Index Fund	2,523
Motilal Oswal BSE Enhanced Value Index Fund	2,102
HDFC Nifty50 Equal Weight Index Fund	1,730
Bandhan Nifty 100 Low Volatility 30 Index Fund	1,684
Global	
Motilal Oswal S&P 500 Index Fund	4,365
ICICI Prudential NASDAQ 100 Index Fund	3,255

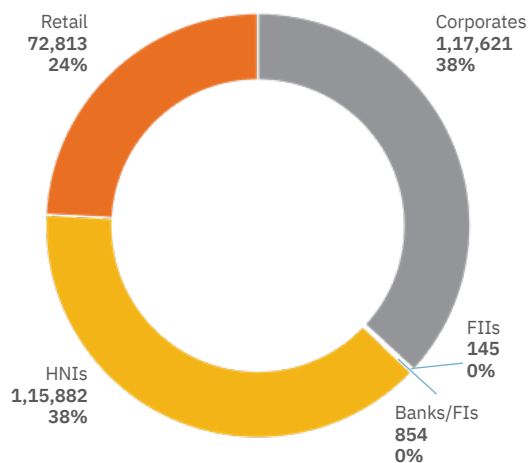
Hybrid Index Funds

Scheme Name	AUM (Rs. Crore)
Edelweiss Nifty LargeMidcap250 Plus 8-13yr G-Sec 70 30 Index Fund	42
Zerodha Nifty LargeMidcap250 Plus 8-13 Yr G-Sec 70 30 Index Fund	15

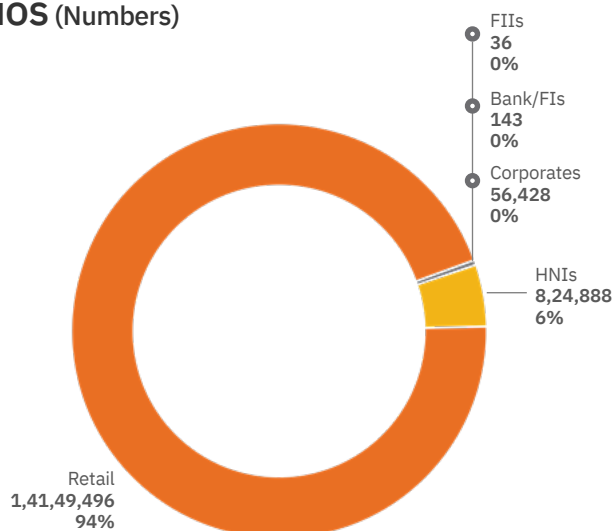
Holding Pattern of Index Funds

(AS OF MAR 2026)

AUM (Rs. Crore)



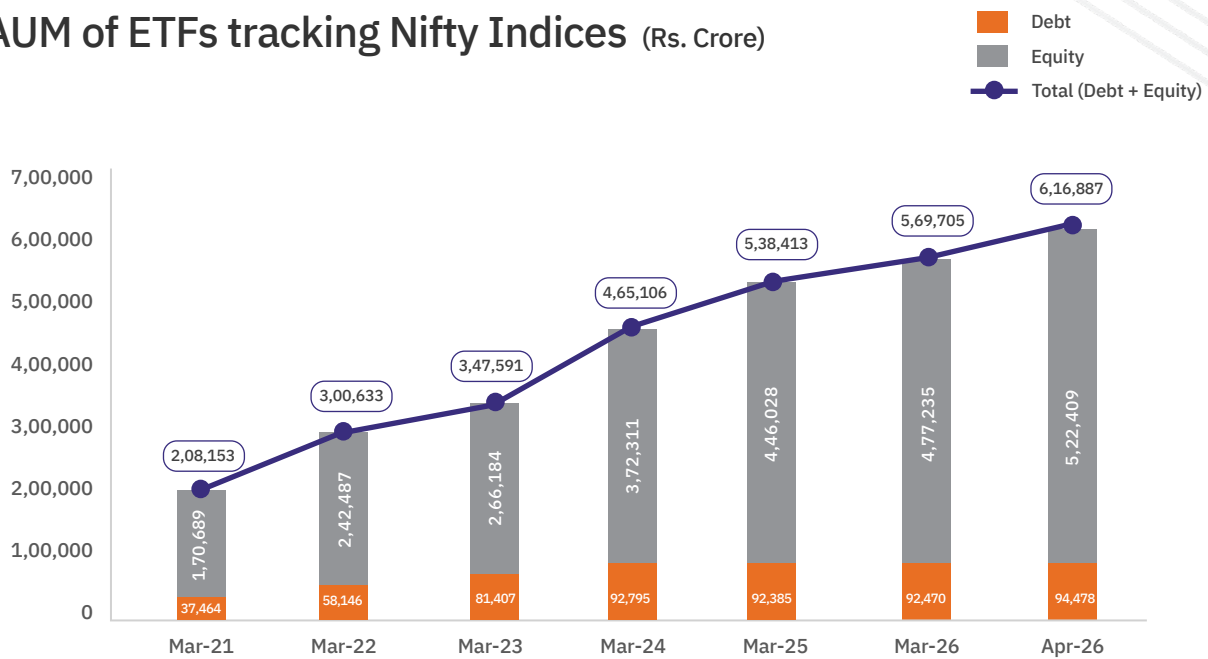
Folios (Numbers)



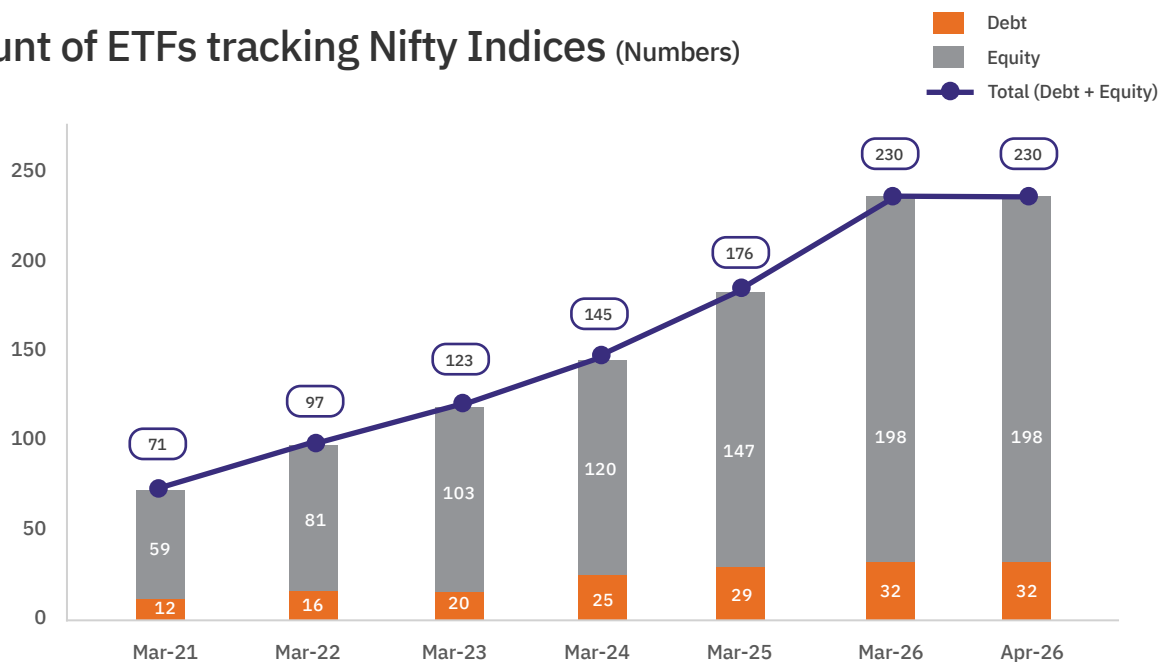
Passive Funds Linked to Nifty Indices

Passive Funds in Domestic Market: ETFs

AUM of ETFs tracking Nifty Indices (Rs. Crore)

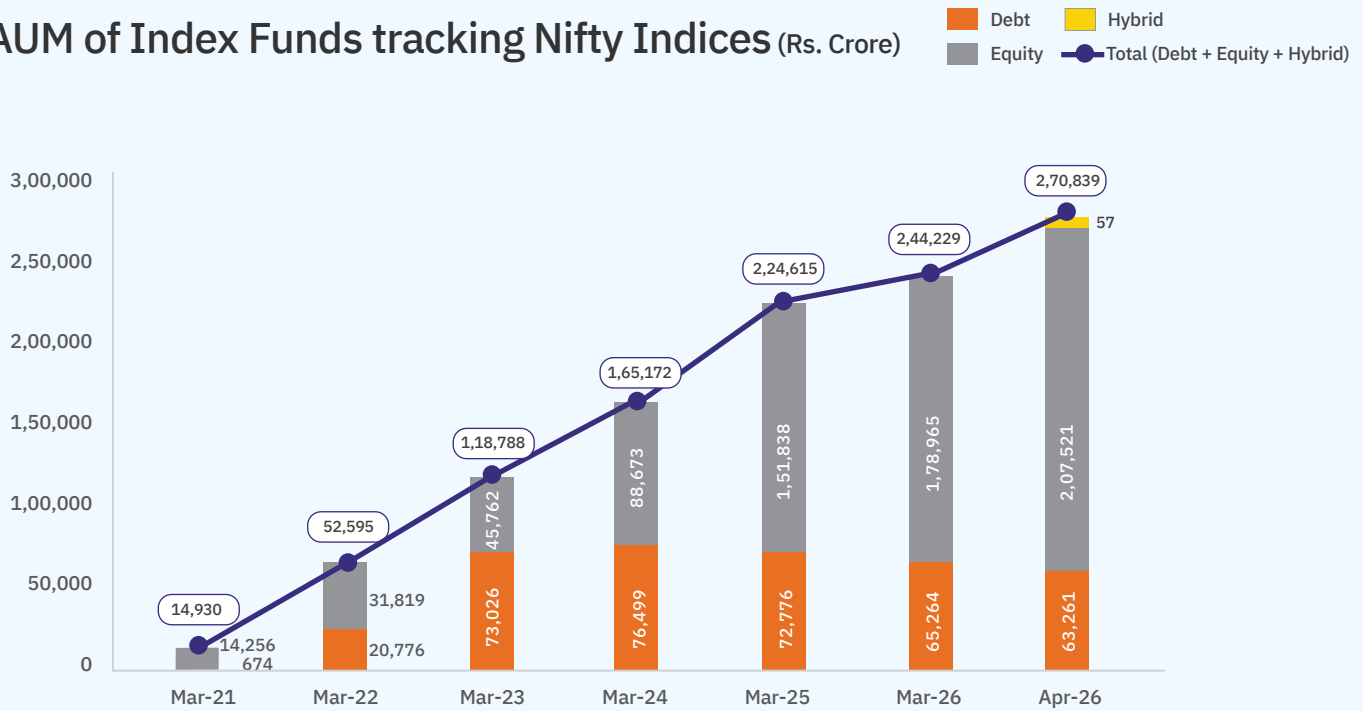


Count of ETFs tracking Nifty Indices (Numbers)

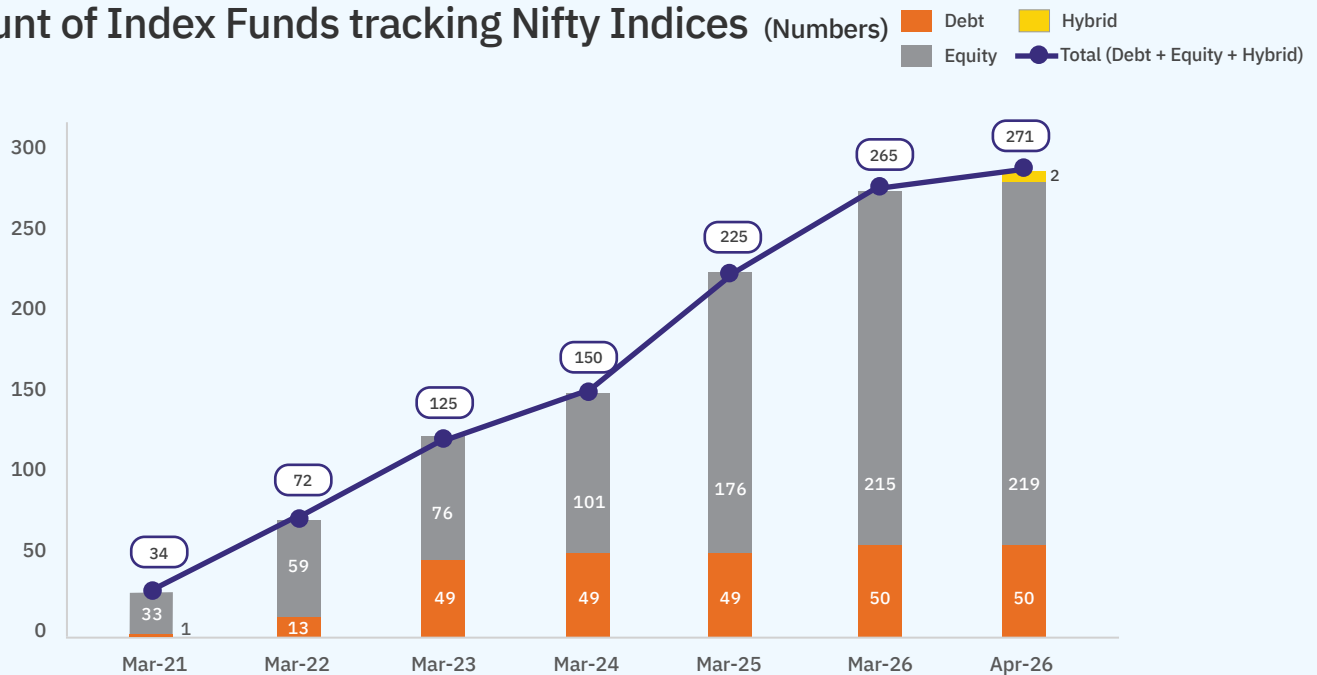


Passive Funds in Domestic Market: Index Funds

AUM of Index Funds tracking Nifty Indices (Rs. Crore)

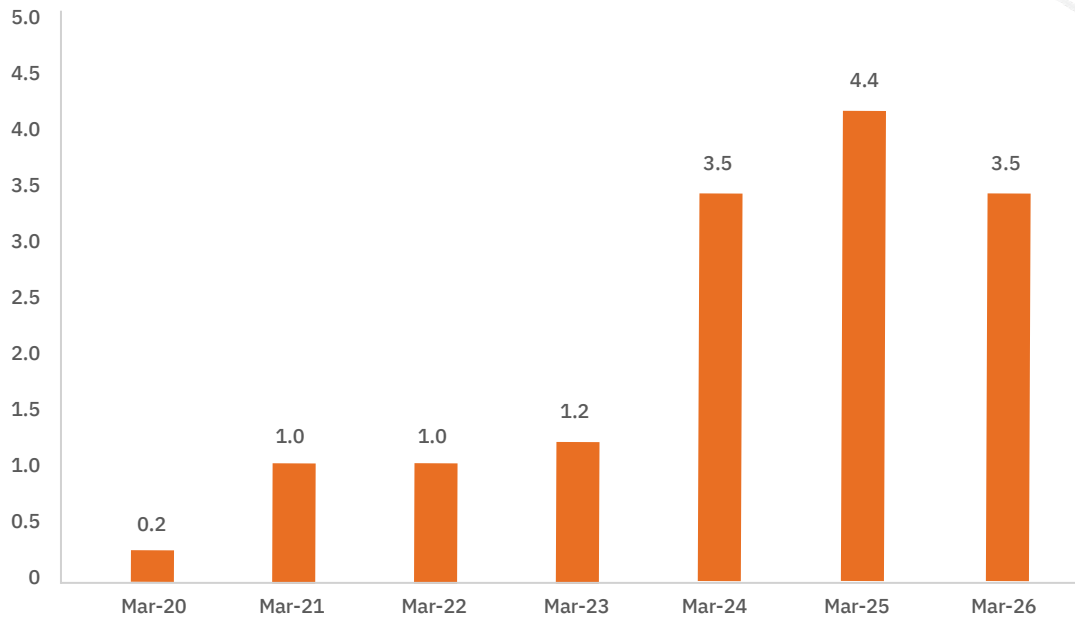


Count of Index Funds tracking Nifty Indices (Numbers)

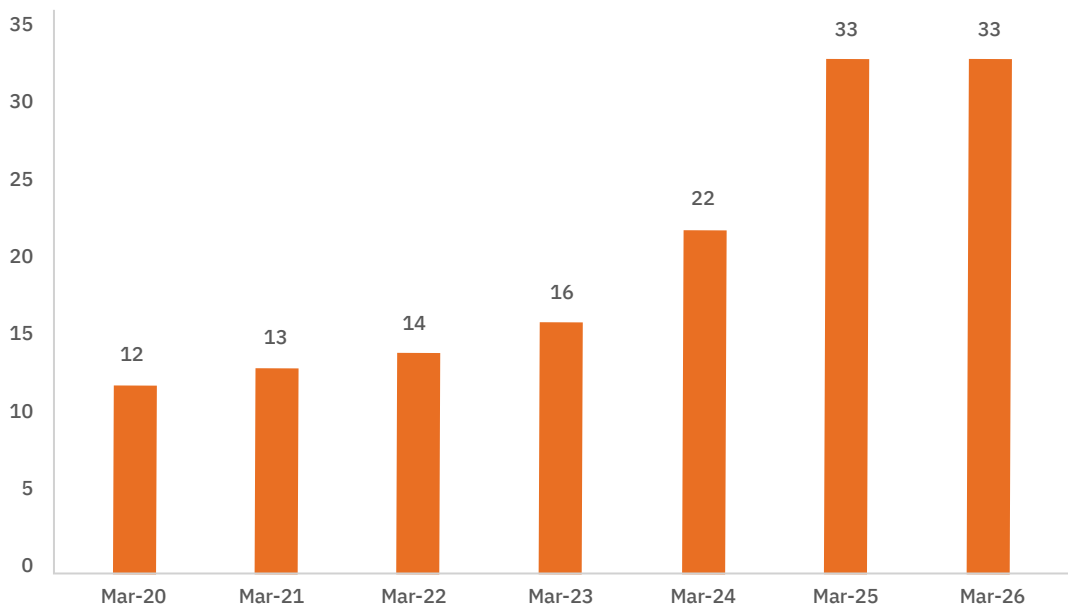


Passive Funds in Global Market

AUM of Passive Funds Benchmarked to Nifty Indices (USD Billion)



Count of Passive Funds tracking Nifty Indices (Numbers)



Annexure

ETFs tracking Nifty Indices and their AUM

NSE Indices and Linked Schemes	AUM (Rs.Crore)	MoM% Change	YoY% Change
ETFs - Equity			
Nifty 50 TRI			
SBI Nifty 50 ETF	2,08,204	8.49%	6.40%
UTI Nifty 50 ETF	69,607	8.75%	13.92%
Nippon India ETF Nifty 50 Bees	62,881	10.25%	35.67%
ICICI Prudential Nifty 50 ETF	40,626	10.17%	42.09%
HDFC Nifty 50 ETF	5,283	9.18%	20.07%
Mirae Asset Nifty 50 ETF	5,236	9.32%	15.53%
Kotak Nifty 50 ETF	3,366	8.85%	12.66%
Aditya Birla Sun Life Nifty 50 ETF	3,102	8.23%	-3.17%
Axis Nifty 50 ETF	1,261	8.38%	74.92%
LIC MF NIFTY 50 ETF	858	7.41%	1.16%
Tata Nifty 50 Exchange Traded Fund	709	7.48%	1.89%
DSP Nifty 50 ETF	271	33.81%	-24.12%
Bajaj Finserv Nifty 50 ETF	172	7.47%	-14.37%
Invesco India Nifty 50 Exchange Traded Fund	92	7.48%	0.54%
Quantum Nifty 50 ETF	62	-16.94%	-9.14%
Zerodha Nifty 50 ETF	58	11.19%	0.00%
Motilal Oswal Nifty 50 ETF	56	7.48%	4.33%
Groww Nifty 50 ETF	31	19.79%	0.00%
Bandhan Nifty 50 ETF	22	7.48%	-19.48%
Angel One Nifty 50 ETF	22	15.30%	0.00%
Edelweiss Nifty 50 ETF	16	7.46%	0.00%
Nifty Bank TRI			
Nippon India ETF Nifty Bank Bees	7,918	10.54%	3.78%
Kotak Nifty Bank ETF	4,737	7.78%	-13.86%
SBI Nifty Bank ETF	3,659	8.44%	-16.31%
UTI Nifty Bank ETF	3,387	2.01%	-13.69%
ICICI Prudential Nifty Bank ETF	2,861	10.06%	-7.92%
HDFC Nifty Bank ETF	2,608	8.31%	-4.46%
Aditya Birla Sun Life Nifty Bank ETF	2,493	9.17%	-7.09%
DSP Nifty Bank ETF	603	3.07%	-11.92%
Bajaj Finserv Nifty Bank ETF	388	9.27%	24.24%
Axis Nifty Bank ETF	345	9.10%	1.79%
Mirae Asset Nifty Bank ETF	297	10.36%	18.19%
Edelweiss Nifty Bank ETF	12	0.09%	63.75%
Baroda BNP Paribas Nifty Bank ETF	4	9.08%	8.07%
Nifty CPSE TRI			
CPSE ETF	22,275	8.17%	-40.16%

NSE Indices and Linked Schemes	AUM (Rs.Crore)	MoM% Change	YoY% Change
Nifty Next 50 TRI			
Nippon India ETF Nifty Next 50 Junior Bees	7,812	15.51%	33.24%
SBI Nifty Next 50 ETF	2,990	15.78%	7.15%
ICICI Prudential Nifty Next 50 ETF	2,422	17.83%	71.18%
UTI Nifty Next 50 Exchange Traded Fund	2,322	15.70%	1.96%
Mirae Asset Nifty Next 50 ETF	1,258	19.03%	98.13%
HDFC NIFTY NEXT 50 ETF	126	18.42%	48.97%
Aditya Birla Sun Life Nifty Next 50 ETF	102	11.78%	-22.33%
Kotak Nifty Next 50 ETF	15	26.85%	0.00%
DSP Nifty Next 50 ETF	9	2.77%	0.00%
Groww Nifty Next 50 ETF	8	15.36%	0.00%
Motilal Oswal Nifty Next 50 ETF	4	23.60%	0.00%
Nifty PSU Bank TRI			
Nippon India ETF Nifty PSU Bank Bees	3,914	6.65%	46.83%
Kotak Nifty PSU Bank ETF	2,352	9.50%	63.03%
DSP Nifty PSU Bank ETF	173	-12.02%	162.91%
ICICI Prudential Nifty PSU Bank ETF	124	12.05%	75.13%
Mirae Asset Nifty PSU Bank ETF	56	4.53%	39.62%
HDFC Nifty PSU Bank ETF	35	16.30%	40.41%
Groww Nifty PSU Bank ETF	6	10.12%	0.00%
Nifty Midcap 150 TRI			
Nippon India ETF Nifty Midcap 150	3,323	18.14%	60.55%
Mirae Asset Nifty Midcap 150 ETF	1,690	18.47%	70.33%
ICICI Prudential Nifty Midcap 150 ETF	692	15.09%	59.74%
Zerodha Nifty Midcap 150 ETF	247	18.27%	242.82%
HDFC NIFTY Midcap 150 ETF	138	13.86%	69.47%
UTI Nifty Midcap 150 Exchange Traded Fund	13	7.01%	44.88%
Kotak Nifty Midcap 150 ETF	12	21.18%	1279.55%
SBI Nifty Midcap 150 ETF	11	51.06%	0.00%
DSP Nifty Midcap 150 ETF	6	13.20%	0.00%
Groww Nifty Midcap 150 ETF	6	13.14%	0.00%
Nifty IT TRI			
Nippon India ETF Nifty IT	3,479	3.44%	53.99%
ICICI Prudential Nifty IT ETF	450	3.62%	11.86%
Kotak Nifty IT ETF	233	-39.12%	49.55%
Axis Nifty IT ETF	153	1.52%	-8.92%
DSP Nifty IT ETF	146	22.16%	310.05%
Mirae Asset Nifty IT ETF	98	5.64%	-20.85%
SBI Nifty IT ETF	68	3.59%	-10.09%
HDFC NIFTY IT ETF	62	4.35%	33.11%
Aditya Birla Sun Life Nifty IT ETF	44	-59.61%	55.14%
UTI Nifty IT ETF	6	21.78%	26.80%
Nifty Private Bank TRI			
ICICI Prudential Nifty Private Bank ETF	2,852	13.36%	-14.93%
DSP Nifty Private Bank ETF	550	14.93%	54.89%
SBI Nifty Private Bank ETF	400	9.54%	-22.16%

NSE Indices and Linked Schemes	AUM (Rs.Crore)	MoM% Change	YoY% Change
HDFC NIFTY Private Bank ETF	359	12.27%	6.97%
Tata Nifty Private Bank Exchange Traded Fund	11	8.82%	-15.13%
Nifty 100 Low Volatility 30 TRI			
ICICI Prudential Nifty 100 Low Volatility 30 ETF	3,508	6.13%	-4.24%
Kotak Nifty 100 Low Volatility 30 ETF	184	12.66%	6.93%
Mirae Asset Nifty 100 Low Volatility 30 ETF	47	7.36%	10.23%
HDFC Nifty100 Low Volatility 30 ETF	12	7.36%	-18.29%
Nifty Smallcap 250 TRI			
HDFC NIFTY Smallcap 250 ETF	2,555	26.47%	146.74%
Motilal Oswal Nifty Smallcap 250 ETF	218	21.55%	138.30%
Mirae Asset Nifty Smallcap 250 ETF	67	37.07%	0.00%
Groww Nifty Smallcap 250 ETF	16	13.49%	0.00%
DSP Nifty Smallcap 250 ETF	5	53.09%	0.00%
Nifty India Defence TRI			
Motilal Oswal Nifty India Defence ETF	1,368	21.42%	574.90%
Groww Nifty India Defence ETF	319	26.63%	198.37%
Nifty Metal TRI			
ICICI Prudential Nifty Metal ETF	1,063	13.01%	596.84%
Mirae Asset Nifty Metal ETF	504	17.65%	1682.31%
Groww Nifty Metal ETF	38	14.11%	0.00%
Nifty 50 Equal Weight TRI			
DSP Nifty 50 Equal Weight ETF	1,265	19.94%	142.54%
Mirae Asset Nifty 50 Equal Weight ETF	148	10.28%	0.00%
Motilal Oswal Nifty 50 Equal Weight ETF	129	9.49%	0.00%
SBI Nifty50 Equal Weight ETF	38	14.54%	38.10%
Nifty Alpha Low-Volatility 30 TRI			
ICICI Prudential Nifty Alpha Low - Volatility 30 ETF	1,498	7.50%	-14.38%
Nifty Midcap 100 TRI			
Motilal Oswal Nifty Midcap 100 ETF	833	14.66%	42.73%
LIC MF Nifty Midcap 100 ETF	637	13.73%	-5.06%
Nifty 100 TRI			
LIC MF NIFTY 100 ETF	727	8.79%	0.71%
Nippon India ETF Nifty 100	347	13.99%	16.73%
ICICI Prudential Nifty 100 ETF	159	10.74%	34.79%
Zerodha Nifty 100 ETF	153	16.76%	208.60%
HDFC NIFTY 100 ETF	45	7.02%	52.90%
Motilal Oswal Nifty 100 ETF	13	19.70%	0.00%
Nifty Pharma TRI			
Nippon India Nifty Pharma ETF	1,356	8.68%	52.76%
Nifty 200 Momentum 30 TRI			
ICICI Prudential Nifty 200 Momentum 30 ETF	647	32.80%	8.10%
Motilal Oswal Nifty 200 Momentum 30 ETF	154	39.34%	24.45%
HDFC Nifty200 Momentum 30 ETF	99	14.55%	13.44%
Aditya Birla Sun Life Nifty 200 Momentum 30 ETF	45	12.02%	-2.11%
Kotak Nifty 200 Momentum 30 ETF	33	81.62%	0.00%

NSE Indices and Linked Schemes	AUM (Rs.Crore)	MoM% Change	YoY% Change
Nifty Smallcap 250 Momentum Quality 100 TRI			
Mirae Asset Nifty Smallcap 250 Momentum Quality 100 ETF	939	15.79%	63.07%
Nifty FMCG TRI			
ICICI Prudential Nifty FMCG ETF	809	15.85%	46.57%
Nifty Alpha 50 TRI			
Kotak Nifty Alpha 50 ETF	787	15.20%	31.82%
Motilal Oswal Nifty Alpha 50 ETF	6	10.38%	0.00%
Nifty Top 10 Equal Weight TRI			
DSP Nifty Top 10 Equal Weight ETF	755	8.25%	3.20%
Nifty Auto TRI			
Nippon India Nifty Auto ETF	431	12.30%	33.04%
ICICI Prudential Nifty Auto ETF	187	15.07%	54.05%
Nifty Infrastructure TRI			
ICICI Prudential Nifty Infrastructure ETF	410	12.17%	214.43%
Nippon India ETF Nifty Infrastructure Bees	190	11.67%	7.13%
Nifty EV and New Age Automotive TRI			
Groww Nifty EV & New Age Automotive ETF	268	15.99%	9.35%
Mirae Asset Nifty EV and New Age Automotive ETF	160	16.47%	-4.62%
ICICI Prudential Nifty EV & New Age Automotive ETF	55	26.39%	245.26%
Nifty 50 Value 20 TRI			
ICICI Prudential Nifty50 Value 20 ETF	186	7.80%	0.27%
Nippon India ETF Nifty 50 Value 20	153	8.63%	-31.24%
Kotak Nifty 50 Value 20 ETF	82	6.34%	-29.08%
HDFC Nifty 50 Value 20 ETF	36	3.64%	-3.87%
Nifty MidSmallcap 400 Momentum Quality 100 TRI			
Mirae Asset Nifty MidSmallcap 400 Momentum Quality 100 ETF	446	19.96%	37.80%
Nifty Financial Services TRI			
Mirae Asset Nifty Financial Services ETF	432	10.30%	4.85%
Nifty 200 Alpha 30 TRI			
Mirae Asset Nifty 200 Alpha 30 ETF	406	14.75%	1.62%
Nifty Energy TRI			
Mirae Asset Nifty Energy ETF	313	33.78%	0.00%
Motilal Oswal Nifty Energy ETF	73	29.70%	0.00%
Nifty 500 Momentum 50 TRI			
Motilal Oswal Nifty 500 Momentum 50 ETF	349	21.86%	124.86%
Groww Nifty 500 Momentum 50 ETF	26	16.55%	18.32%
Nifty India Consumption TRI			
Nippon India ETF Nifty India Consumption	203	10.87%	21.50%
ICICI Prudential Nifty India Consumption ETF	56	10.46%	-7.25%
Kotak Nifty India Consumption ETF	35	11.41%	433.15%
SBI Nifty Consumption ETF	23	7.99%	8.96%
Axis Nifty India Consumption ETF	14	15.44%	1.39%
Nifty Realty TRI			
Motilal Oswal Nifty Realty ETF	301	24.42%	316.38%
Groww Nifty Realty ETF	15	23.25%	0.00%

NSE Indices and Linked Schemes	AUM (Rs.Crore)	MoM% Change	YoY% Change
Nifty Oil & Gas TRI			
ICICI Prudential Nifty Oil & Gas ETF	292	13.48%	79.09%
Nifty Healthcare TRI			
ICICI Prudential Nifty Healthcare ETF	167	6.01%	9.67%
Aditya Birla Sun Life Nifty Healthcare ETF	74	1.81%	104.93%
Axis Nifty Healthcare ETF	21	1.28%	6.42%
DSP Nifty Healthcare ETF	14	7.90%	35.33%
Nifty 500 TRI			
Motilal Oswal Nifty 500 ETF	273	18.52%	118.08%
Nifty Financial Services EX-Bank TRI			
ICICI Prudential Nifty Financial Services Ex-Bank ETF	273	12.19%	111.39%
Nifty India Manufacturing Index TRI			
Mirae Asset Nifty India Manufacturing ETF	247	8.70%	16.92%
Nippon India Nifty India Manufacturing ETF			
Motilal Oswal Nifty India Manufacturing ETF	9	-16.80%	0.00%
Nifty 200 Quality 30 TRI			
ICICI Prudential Nifty 200 Quality 30 ETF	147	4.24%	-16.54%
SBI Nifty 200 Quality 30 ETF	78	12.06%	-37.55%
Aditya Birla Sun Life Nifty 200 Quality 30 ETF	27	14.35%	-11.69%
Kotak Nifty200 Quality 30 ETF	3	10.80%	0.00%
Nifty Capital Markets TRI			
Motilal Oswal Nifty Capital Market ETF	184	41.05%	3178.97%
Groww Nifty Capital Markets ETF	29	38.85%	0.00%
Nifty Midcap 50 TRI			
Kotak Nifty Midcap 50 ETF	191	14.83%	208.54%
Nifty India Digital TRI			
Tata Nifty India Digital Exchange Traded Fund	167	9.53%	0.78%
Nifty Commodities TRI			
ICICI Prudential Nifty Commodities ETF	134	22.57%	90.39%
Nifty Large Midcap 250 TRI			
Edelweiss Nifty LargeMidcap 250 ETF	134	13.40%	0.00%
Nifty India Railways PSU TRI			
Groww Nifty India Railways PSU ETF	133	10.06%	358.41%
Nifty 100 ESG Sector Leaders TRI			
Mirae Asset Nifty 100 ESG Sector Leaders ETF	99	4.26%	-17.40%
Nifty Midcap 150 Quality 50 TRI			
DSP Nifty Midcap 150 Quality 50 ETF	95	11.54%	-1.32%
Nifty 500 Multicap 50:25:25 TRI			
Mirae Asset Nifty500 Multicap 50 25 25 ETF	84	15.99%	83.78%
Nifty Smallcap 100 TRI			
Zerodha Nifty Smallcap 100 ETF	77	37.58%	0.00%
Nifty Dividend Opportunities 50 TRI			
Nippon India ETF Nifty Dividend Opportunities 50	70	9.21%	5.79%
Nifty Chemicals TRI			
Kotak Nifty Chemicals ETF	59	17.00%	0.00%
Groww Nifty Chemicals ETF	9	24.28%	0.00%

NSE Indices and Linked Schemes	AUM (Rs.Crore)	MoM% Change	YoY% Change
Nifty India Internet TRI			
Groww Nifty India Internet ETF	31	21.18%	0.00%
Mirae Asset Nifty India Internet ETF	27	31.29%	0.00%
Nifty 50 Shariah TRI			
Nippon India ETF Nifty 50 Shariah Bees	55	11.06%	56.71%
Nifty 200 Value 30 TRI			
ICICI Prudential Nifty200 Value 30 ETF	51	12.89%	387.21%
Nifty India New Age Consumption TRI			
Mirae Asset Nifty India New Age Consumption ETF	51	12.61%	98.19%
Nifty 500 Value 50 TRI			
Axis Nifty500 Value 50 ETF	36	28.73%	237.09%
Mirae Asset Nifty 500 Value 50 ETF	12	102.13%	0.00%
Nifty Midcap150 Momentum 50 TRI			
Motilal Oswal Nifty Midcap 150 Momentum 50 ETF	39	27.64%	0.00%
SBI Nifty Midcap 150 Momentum 50 ETF	8	25.96%	0.00%
Nifty MNC TRI			
Kotak Nifty MNC ETF	45	14.72%	37.30%
Motilal Oswal Nifty MNC ETF	2	14.71%	0.00%
Nifty PSE TRI			
Aditya Birla Sun Life Nifty PSE ETF	23	8.06%	-33.08%
Groww Nifty PSE ETF	18	10.13%	0.00%
Motilal Oswal Nifty PSE ETF	2	11.10%	0.00%
Nifty Total Market TRI			
Angel One Nifty Total Market ETF	42	10.89%	144.51%
Nifty 500 Multicap Momentum Quality 50 TRI			
Edelweiss Nifty500 Multicap Momentum Quality 50 ETF	34	6.58%	26.71%
Nifty Growth Sectors 15 TRI			
HDFC Nifty Growth Sectors 15 ETF	23	25.38%	24.37%
Nifty 100 Quality 30 TRI			
HDFC Nifty100 Quality 30 ETF	21	12.05%	7.41%
Nifty 100 Equal Weighted TRI			
Kotak Nifty 100 Equal Weight ETF	19	77.71%	1710.06%
Nifty India Tourism TRI			
Motilal Oswal Nifty India Tourism ETF	19	21.92%	0.00%
Nifty 200 TRI			
Groww Nifty 200 ETF	17	19.72%	54.35%
Nifty 500 Flexicap Quality 30 TRI			
DSP Nifty500 Flexicap Quality 30 ETF	14	14.75%	0.00%
Nifty Top 20 Equal Weight TRI			
Mirae Asset Nifty Top 20 Equal Weight ETF	12	22.77%	0.00%
Nifty Top 15 Equal Weight TRI			
ICICI Prudential Nifty Top 15 Equal Weight ETF	11	19.52%	0.00%
Nifty 500 Healthcare TRI			
Mirae Asset Nifty 500 Healthcare ETF	9	21.20%	0.00%
Nifty India Infrastructure & Logistics TRI			
Mirae Asset Nifty India Infrastructure & Logistics ETF	9	25.42%	0.00%

NSE Indices and Linked Schemes	AUM (Rs.Crore)	MoM% Change	YoY% Change
Nifty Total Market Momentum Quality 50 TRI			
Angel One Nifty Total Market Momentum Quality 50 ETF	7	13.49%	0.00%
Nifty Services Sector TRI			
Motilal Oswal Nifty Services Sector ETF	5	6.64%	0.00%
Nifty 500 Low Volatility 50 TRI			
Groww Nifty 500 Low Volatility 50 ETF	4	7.56%	0.00%
ETFs - Debt			
Nifty 1D Rate Index			
Nippon India ETF Nifty 1D Rate Liquid Bees	11,173	9.73%	-13.24%
Zerodha Nifty 1D Rate Liquid ETF	9,249	9.04%	94.88%
Kotak Nifty 1D Rate Liquid ETF	1,839	2.98%	46.14%
Mirae Asset Nifty 1D Rate Liquid ETF - Growth	769	28.05%	119.32%
Bajaj Finserv Nifty 1D Rate Liquid ETF - Growth	651	0.66%	-9.41%
Mirae Asset Nifty 1D Rate Liquid ETF-IDCW	588	19.12%	4.25%
DSP Nifty 1D Rate Liquid ETF	452	7.85%	-21.88%
Angel One Nifty 1D Rate Liquid ETF - Growth	278	214.66%	176.90%
HDFC NIFTY 1D Rate Liquid ETF - Growth	105	8.77%	229.48%
Groww Nifty 1D Rate Liquid ETF	104	34.34%	66.11%
Nippon India Nifty 1D Rate Liquid ETF - Growth	99	-22.66%	0.00%
SBI Nifty 1D Rate Liquid ETF - IDCW	69	4.02%	111.53%
SBI Nifty 1D Rate Liquid ETF - Growth	66	-45.67%	0.00%
Edelweiss Nifty 1D Rate Liquid ETF - Growth	55	50.68%	0.00%
Shriram Nifty 1D Rate Liquid ETF	39	5.00%	6.11%
Nifty BHARAT Bond Index - April 2030			
Bharat Bond ETF - April 2030	25,002	0.98%	-0.33%
Nifty BHARAT Bond Index - April 2031			
Bharat Bond ETF- April 2031	13,192	0.20%	-0.52%
Nifty BHARAT Bond Index - April 2032			
Bharat Bond ETF - April 2032	10,505	-0.77%	-3.54%
Nifty BHARAT Bond Index - April 2033			
Bharat Bond ETF - April 2033	6,204	-0.16%	-1.20%
Nifty 8-13 yr G-Sec index			
Nippon India ETF Nifty 8-13 Yr G-Sec Long Term Gilt	2,479	-0.57%	-6.23%
LIC MF NIFTY 8-13 YR G-SEC ETF	1,868	-17.51%	-26.03%
Zerodha Nifty 8-13 Yr G-Sec ETF	114	8.09%	0.00%
Mirae Asset Nifty 8-13 yr G-Sec ETF	94	0.62%	2.85%
Nifty SDL Apr 2026 Top 20 Equal Weight Index			
Nippon India ETF Nifty SDL Apr 2026 Top 20 Equal Weight	4,226	-2.22%	-19.09%
Nifty 10-Yr Benchmark G-Sec Index			
SBI Nifty 10 yr Benchmark G-Sec ETF	3,216	0.45%	-0.09%
ICICI Prudential Nifty 10 yr Benchmark G-Sec ETF	581	9.82%	2.78%
UTI Nifty 10 yr Benchmark G-Sec ETF	23	0.54%	0.64%
Nifty AAA Bond Plus SDL Apr 2026 50:50 Index			
Axis Nifty AAA Bond Plus SDL Apr 2026 50 50 ETF	957	-5.13%	-12.81%
Nifty 5 Yr Benchmark G-Sec Index			
Nippon India ETF Nifty 5 Yr Benchmark G-Sec	271	12.58%	25.42%

NSE Indices and Linked Schemes	AUM (Rs.Crore)	MoM% Change	YoY% Change
Motilal Oswal Nifty 5 year benchmark G-Sec ETF	165	7.53%	59.74%
UTI Nifty 5 yr Benchmark G-Sec ETF	25	1.17%	4.17%
ICICI Prudential Nifty 5 Yr Benchmark G-Sec ETF	20	-0.84%	-65.27%

Index Funds tracking Nifty Indices and their AUM

NSE Indices and Linked Schemes	AUM (Rs.Crore)	MoM% Change	YoY% Change
Index Funds - Equity			
Nifty 50 TRI			
UTI Nifty 50 Index Fund	27,849	13.98%	23.66%
HDFC Nifty 50 Index Fund	23,340	14.20%	17.42%
ICICI Prudential Nifty 50 Index Fund	16,563	17.02%	25.78%
SBI Nifty Index Fund	13,368	19.17%	39.66%
Navi Nifty 50 Index Fund	3,920	9.71%	24.74%
Nippon India Index Fund - Nifty 50 Plan	3,663	20.90%	49.96%
Bandhan Nifty 50 Index Fund	2,652	19.02%	44.60%
Tata Nifty 50 Index Fund	1,635	18.47%	36.27%
Aditya Birla Sun Life Nifty 50 Index Fund	1,407	20.19%	35.26%
Kotak Nifty 50 Index Fund	1,104	12.58%	27.47%
DSP Nifty 50 Index Fund	1,085	19.39%	51.14%
Axis Nifty 50 Index Fund	972	21.64%	42.17%
Motilal Oswal Nifty 50 Index Fund	870	10.69%	28.65%
Franklin India NSE Nifty 50 Index Fund	730	7.54%	0.39%
HSBC Nifty 50 Index Fund	373	5.61%	13.94%
LIC MF NIFTY 50 INDEX FUND	360	7.61%	10.23%
Edelweiss Nifty 50 Index Fund	286	14.37%	76.17%
JioBlackRock Nifty 50 Index Fund	239	9.23%	0.00%
Mirae Asset Nifty 50 Index Fund	61	18.37%	120.15%
Baroda BNP Paribas Nifty 50 Index Fund	57	5.13%	-14.49%
Zerodha Nifty 50 Index Fund	54	21.22%	0.00%
Bajaj Finserv Nifty 50 Index Fund	38	7.88%	0.00%
Angel One Nifty 50 Index Fund	32	11.41%	0.00%
Groww Nifty 50 Index Fund	22	14.27%	0.00%
Choice Nifty 50 Index Fund	18	0.00%	0.00%
Taurus Nifty 50 Index Fund	6	11.90%	14.95%
Nifty Next 50 TRI			
ICICI Prudential Nifty Next 50 Index Fund	8,900	17.04%	24.76%
UTI Nifty Next 50 Index Fund	6,561	18.20%	30.26%
HDFC Nifty Next 50 Index Fund	2,369	18.80%	28.66%
SBI Nifty Next 50 Index Fund	2,029	18.53%	24.47%
DSP Nifty Next 50 Index Fund	1,261	18.31%	32.90%
Navi Nifty Next 50 Index Fund	1,193	19.00%	50.85%
Kotak Nifty Next 50 Index Fund	1,067	24.95%	78.98%

NSE Indices and Linked Schemes	AUM (Rs.Crore)	MoM% Change	YoY% Change
Axis Nifty Next 50 Index Fund	475	19.45%	46.81%
Motilal Oswal Nifty Next 50 Index Fund	451	18.47%	39.03%
Edelweiss Nifty Next 50 Index Fund	256	17.28%	101.60%
Aditya Birla Sun Life Nifty Next 50 Index Fund	239	17.83%	13.99%
JioBlackRock Nifty Next 50 Index Fund	184	12.51%	0.00%
HSBC Nifty Next 50 Index Fund	148	14.45%	14.53%
Tata Nifty Next 50 Index Fund	117	18.88%	0.00%
LIC MF Nifty Next 50 Index Fund	103	15.37%	10.29%
Bandhan Nifty Next 50 Index Fund	30	21.88%	111.45%
Bajaj Finserv Nifty Next 50 Index Fund	29	16.81%	0.00%
Choice Nifty Next 50 Index Fund	12	0.00%	0.00%
Groww Nifty Next 50 Index Fund	9	22.28%	0.00%
Nifty 200 Momentum 30 TRI			
UTI Nifty 200 Momentum 30 Index Fund	8,397	12.33%	10.32%
Motilal Oswal Nifty 200 Momentum 30 Index Fund	949	12.89%	11.41%
HDFC Nifty200 Momentum 30 Index Fund	609	12.05%	-14.54%
ICICI Prudential Nifty 200 Momentum 30 Index Fund	546	13.53%	3.87%
Kotak Nifty 200 Momentum 30 Index Fund	526	18.49%	27.21%
Bandhan Nifty200 Momentum 30 Index Fund	125	10.99%	-2.56%
SBI Nifty200 Momentum 30 Index Fund	122	24.89%	0.00%
Baroda BNP Paribas Nifty200 Momentum 30 Index Fund	22	11.11%	-9.46%
Nifty Midcap 150 TRI			
Motilal Oswal Nifty Midcap 150 Index Fund	3,408	17.49%	60.30%
Nippon India Nifty Midcap 150 Index Fund	2,337	15.80%	44.81%
SBI Nifty Midcap 150 Index Fund	1,042	17.72%	35.78%
ICICI Prudential Nifty Midcap 150 Index Fund	1,036	19.48%	55.28%
HDFC Nifty Midcap 150 Index Fund	584	13.83%	84.76%
Aditya Birla Sun Life Nifty Midcap 150 Index Fund	445	15.25%	34.61%
Navi Nifty Midcap 150 Index Fund	368	15.15%	46.82%
Tata Nifty Midcap 150 Index Fund	270	22.04%	0.00%
JioBlackRock Nifty Midcap 150 Index Fund	245	8.07%	0.00%
UTI Nifty Midcap 150 Index Fund	66	14.75%	36.73%
Bandhan Nifty Midcap 150 Index Fund	60	97.14%	157.45%
Kotak Nifty Midcap 150 Index Fund	31	24.28%	601.68%
Groww Nifty Midcap 150 Index Fund	14	17.69%	0.00%
DSP Nifty Midcap 150 Index Fund	13	25.29%	0.00%
Baroda BNP Paribas Nifty Midcap 150 Index Fund	10	14.10%	12.48%
Nifty Smallcap 250 TRI			
Nippon India Nifty Smallcap 250 Index Fund	3,032	20.14%	49.09%
SBI Nifty Smallcap 250 Index Fund	1,549	18.64%	21.74%
Motilal Oswal Nifty Smallcap 250 Index Fund	1,117	19.88%	35.84%
ICICI Prudential Nifty Smallcap 250 Index Fund	677	22.64%	50.28%
HDFC Nifty Smallcap 250 Index Fund	644	21.27%	53.16%
JioBlackRock Nifty Smallcap 250 Index Fund	334	17.02%	0.00%
Edelweiss Nifty Smallcap 250 Index Fund	228	24.40%	91.27%
Groww Nifty Smallcap 250 Index Fund	126	18.93%	25.62%

NSE Indices and Linked Schemes	AUM (Rs.Crore)	MoM% Change	YoY% Change
Bandhan Nifty Smallcap 250 Index Fund	83	22.90%	63.82%
Kotak Nifty SmallCap 250 Index Fund	54	24.74%	157.77%
DSP Nifty Smallcap 250 Index Fund	10	34.89%	0.00%
Nifty 50 Equal Weight TRI			
DSP Nifty 50 Equal Weight Index Fund	2,523	11.86%	21.95%
HDFC Nifty50 Equal Weight Index Fund	1,730	10.97%	17.95%
SBI Nifty50 Equal Weight Index Fund	1,043	9.51%	4.99%
Aditya Birla Sun Life Nifty 50 Equal Weight Index Fund	467	16.50%	21.47%
ICICI Prudential Nifty50 Equal Weight Index Fund	242	12.96%	100.13%
UTI Nifty50 Equal Weight Index Fund	136	13.14%	37.73%
Kotak Nifty 50 Equal Weight Index Fund	59	0.13%	451.51%
Nifty India Defence TRI			
Motilal Oswal Nifty India Defence Index Fund	4,690	26.84%	63.11%
Aditya Birla Sun Life Nifty India Defence Index Fund	1,133	33.72%	145.50%
Axis Nifty India Defence Index Fund	222	0.00%	0.00%
Nifty 500 TRI			
Motilal Oswal Nifty 500 Index Fund	2,971	12.58%	35.08%
SBI Nifty 500 Index Fund	759	8.18%	-9.47%
Axis Nifty 500 Index Fund	302	16.12%	16.33%
ICICI Prudential Nifty 500 Index Fund	86	20.96%	288.55%
DSP Nifty 500 Index Fund	13	16.50%	0.00%
Nifty Midcap150 Momentum 50 TRI			
Edelweiss Nifty Midcap150 Momentum 50 Index Fund	1,586	18.93%	82.59%
Tata Nifty Midcap 150 Momentum 50 Index Fund	1,123	16.56%	36.11%
Kotak Nifty Midcap 150 Momentum 50 Index Fund	393	23.16%	236.11%
Nifty Large Midcap 250 TRI			
Zerodha Nifty LargeMidcap 250 Index Fund	1,410	14.26%	58.43%
HDFC Nifty LargeMidcap 250 Index Fund	436	14.47%	-6.28%
Edelweiss Nifty Large Midcap 250 Index Fund	316	13.55%	21.39%
Zerodha ELSS Tax Saver Nifty LargeMidcap 250 Index Fund	266	13.21%	40.46%
ICICI Prudential Nifty LargeMidcap 250 Index Fund	262	13.57%	30.47%
Mirae Asset Nifty LargeMidcap 250 Index Fund	38	15.56%	108.83%
Nifty 100 TRI			
Axis Nifty 100 Index Fund	1,975	10.24%	8.10%
HDFC Nifty 100 Index Fund	424	13.62%	29.79%
Bandhan Nifty 100 Index Fund	234	11.91%	33.76%
Nifty Bank TRI			
ICICI Prudential Nifty Bank Index Fund	717	17.21%	20.34%
Motilal Oswal Nifty Bank Index Fund	640	10.78%	1.00%
Navi Nifty Bank Index Fund	611	9.70%	-2.81%
Nippon India Nifty Bank Index Fund	196	15.98%	28.57%
SBI Nifty Bank Index Fund	162	16.06%	44.50%
Axis Nifty Bank Index Fund	155	12.13%	8.18%
DSP Nifty Bank Index Fund	59	14.40%	14.64%
Bandhan Nifty Bank Index Fund	19	9.73%	17.92%

NSE Indices and Linked Schemes	AUM (Rs.Crore)	MoM% Change	YoY% Change
Nifty Microcap 250 TRI			
Motilal Oswal Nifty Microcap 250 Index Fund	2,345	19.46%	18.37%
Nifty 500 Momentum 50 TRI			
Nippon India Nifty 500 Momentum 50 Index Fund	1,152	17.15%	48.03%
Motilal Oswal Nifty 500 Momentum 50 Index Fund	756	15.01%	26.89%
Axis Nifty500 Momentum 50 Index Fund	147	19.46%	151.70%
Bandhan Nifty 500 Momentum 50 Index Fund	33	17.85%	49.91%
Kotak Nifty500 Momentum 50 Index Fund	22	28.47%	0.00%
Nifty 100 Low Volatility 30 TRI			
Bandhan Nifty 100 Low Volatility 30 Index Fund	1,684	6.58%	19.09%
HDFC Nifty 100 Low Volatility 30 Index Fund	241	7.06%	-29.92%
Kotak Nifty 100 Low Volatility 30 Index Fund	121	2.76%	17.21%
SBI Nifty100 Low Volatility 30 Index Fund	61	8.24%	0.00%
Nifty Alpha Low-Volatility 30 TRI			
Nippon India Nifty Alpha Low Volatility 30 Index Fund	1,329	8.47%	-1.29%
Edelweiss Nifty Alpha Low Volatility 30 Index Fund	97	-0.70%	-36.58%
UTI Nifty Alpha Low-Volatility 30 Index Fund	75	7.16%	-8.61%
Bandhan Nifty Alpha Low Volatility 30 Index Fund	9	9.95%	8.85%
Nifty top 10 Equal Weight TRI			
DSP Nifty Top 10 Equal Weight Index Fund	1,224	6.67%	-24.69%
Kotak Nifty Top 10 Equal Weight Index Fund	39	4.61%	222.10%
Nifty Smallcap 50 TRI			
Axis Nifty Smallcap 50 Index Fund	615	20.12%	37.61%
Aditya Birla Sun Life Nifty Smallcap 50 Index Fund	312	33.33%	47.07%
Kotak Nifty Smallcap 50 Index Fund	200	17.59%	68.96%
Nifty Capital Markets TRI			
Tata Nifty Capital Markets Index Fund	644	31.34%	267.92%
Motilal Oswal Nifty Capital Market Index Fund	461	38.27%	213.35%
Nifty 50 Value 20 TRI			
Nippon India Nifty 50 Value 20 Index Fund	947	3.86%	-1.86%
ICICI Prudential Nifty50 Value 20 Index Fund	99	2.81%	-4.17%
Nifty IT TRI			
ICICI Prudential Nifty IT Index Fund	440	6.15%	-12.47%
Nippon India Nifty IT Index Fund			
Axis Nifty IT Index Fund	117	4.19%	-6.15%
SBI Nifty IT Index Fund	87	12.39%	114.46%
DSP Nifty IT Index Fund	75	17.23%	0.00%
Bandhan Nifty IT Index Fund	29	5.50%	21.07%
Navi Nifty IT Index Fund	23	5.48%	34.97%
Nifty 500 Value 50 TRI			
UTI Nifty 500 Value 50 Index Fund	722	17.46%	39.91%
Axis Nifty500 Value 50 Index Fund	195	24.64%	124.91%
Bandhan Nifty 500 Value 50 Index Fund	32	16.11%	167.38%
Nifty 200 Quality 30 TRI			
UTI Nifty200 Quality 30 Index Fund	575	7.62%	-0.99%
SBI Nifty200 Quality 30 Index Fund	314	13.63%	0.00%

NSE Indices and Linked Schemes	AUM (Rs.Crore)	MoM% Change	YoY% Change
ICICI Prudential Nifty200 Quality 30 Index Fund	25	15.40%	0.00%
Kotak Nifty 200 Quality 30 Index Fund	16	14.01%	0.00%
Bandhan Nifty 200 Quality 30 Index Fund	11	11.30%	7.92%
Nifty Midcap 50 TRI			
Axis Nifty Midcap 50 Index Fund	650	14.79%	53.32%
Kotak Nifty Midcap 50 Index Fund	75	18.67%	44.22%
Nifty Midcap 150 Quality 50 TRI			
DSP Nifty Midcap 150 Quality 50 Index Fund	447	11.16%	8.93%
UTI Nifty Midcap 150 Quality 50 Index Fund	238	13.14%	-4.48%
Nifty 100 Equal Weighted TRI			
HDFC Nifty 100 Equal Weight Index Fund	434	15.35%	20.92%
Sundaram Nifty 100 Equal Weight Fund	138	13.88%	34.12%
Kotak Nifty 100 Equal Weight Index Fund	42	16.98%	299.23%
Nifty Alpha 50 TRI			
Bandhan Nifty Alpha 50 Index Fund	550	21.25%	37.25%
Kotak Nifty Alpha 50 Index Fund	31	25.92%	0.00%
Nifty 500 Multicap Momentum Quality 50 TRI			
Edelweiss Nifty500 Multicap Momentum Quality 50 Index Fund	572	20.04%	178.43%
Nifty Total Market TRI			
Groww Nifty Total Market Index Fund	350	13.39%	21.15%
Angel One Nifty Total Market Index Fund	58	13.92%	69.01%
Mirae Asset Nifty Total Market Index Fund	50	12.51%	27.62%
Bandhan Nifty Total Market Index Fund	42	13.70%	10.62%
Nifty 500 Multicap 50:25:25 TRI			
HDFC Nifty500 Multicap 50 25 25 Index Fund	460	15.23%	5.59%
Navi Nifty 500 Multicap 50 25 25 Index Fund	27	13.09%	8.60%
Nifty 500 Equal Weight TRI			
Nippon India Nifty 500 Equal Weight Index Fund	435	19.92%	10.89%
Nifty India Consumption TRI			
SBI Nifty India Consumption Index Fund	270	9.63%	-21.98%
HDFC Nifty India Consumption Index Fund	147	8.07%	0.00%
Nifty Auto TRI			
ICICI Prudential Nifty Auto Index Fund	215	12.78%	56.70%
Tata Nifty Auto Index Fund	95	10.22%	19.22%
Nippon India Nifty Auto Index Fund	41	13.19%	35.20%
Nifty Smallcap 250 Quality 50 TRI			
DSP Nifty Smallcap250 Quality 50 Index Fund	311	13.65%	40.25%
Nifty 100 Quality 30 TRI			
HDFC Nifty100 Quality 30 Index Fund	152	10.91%	-22.44%
Edelweiss Nifty 100 Quality 30 Index Fund	148	13.25%	8.60%
Nifty Private Bank TRI			
UTI Nifty Private Bank Index Fund	206	8.59%	-9.53%
DSP Nifty Private Bank Index Fund	68	31.63%	354.73%
ICICI Prudential Nifty Private Bank Index Fund	25	28.13%	0.00%
Nifty Commodities TRI			
Kotak Nifty Commodities Index Fund	294	13.60%	6981.89%

NSE Indices and Linked Schemes	AUM (Rs.Crore)	MoM% Change	YoY% Change
Nifty India Tourism TRI			
Tata Nifty India Tourism Index Fund	243	13.33%	-24.38%
Kotak Nifty India Tourism Index Fund	33	19.50%	14.18%
Nifty 200 Value 30 TRI			
ICICI Prudential Nifty200 Value 30 Index Fund	230	25.61%	149.31%
Kotak Nifty200 Value 30 Index Fund	32	183.62%	0.00%
Nifty Realty TRI			
HDFC Nifty Realty Index Fund	118	33.48%	2.75%
Tata Nifty Realty Index Fund	48	27.57%	-6.01%
Nippon India Nifty Realty Index Fund	46	41.45%	121.29%
Nifty MidSmall Healthcare TRI			
Tata Nifty Midsmall Healthcare Index Fund	164	7.34%	21.55%
Motilal Oswal Nifty MidSmall Healthcare Index Fund	31	10.22%	26.45%
Nifty 200 Alpha 30 TRI			
Tata Nifty200 Alpha 30 Index Fund	191	12.56%	-4.22%
Nifty 500 Flexicap Quality 30 TRI			
DSP Nifty500 Flexicap Quality 30 Index Fund	171	17.91%	0.00%
Nifty India Manufacturing Index TRI			
Navi Nifty India Manufacturing Index Fund	76	12.59%	27.98%
Nippon India Nifty India Manufacturing Index Fund	38	15.52%	0.00%
UTI Nifty India Manufacturing Index Fund	28	13.23%	41.77%
Nifty India Digital TRI			
HDFC Nifty India Digital Index Fund	139	8.18%	-32.26%
Nifty 500 Quality 50 TRI			
Axis Nifty500 Quality 50 Index Fund	78	17.16%	0.00%
Nippon India Nifty 500 Quality 50 Index Fund	47	3.87%	0.00%
Nifty 500 Multicap India Manufacturing 50:30:20 TRI			
Tata Nifty500 Multicap India Manufacturing 50 30 20 Index Fund	124	9.47%	5.34%
Nifty Pharma TRI			
ICICI Prudential Nifty Pharma Index Fund	113	8.38%	36.27%
Nifty MidSmallcap 400 Momentum Quality 100 TRI			
UTI Nifty Midsmallcap 400 Momentum Quality 100 Index Fund	110	23.39%	143.98%
Nifty Financial Services EX-Bank TRI			
Kotak Nifty Financial Services Ex-Bank Index Fund	97	13.87%	96.49%
Nifty MidSmall Financial Services TRI			
Motilal Oswal Nifty MidSmall Financial Services Index Fund	90	20.88%	230.13%
Nifty Top 20 Equal Weight TRI			
HDFC Nifty Top 20 Equal Weight Index Fund	84	11.30%	8.57%
Nifty 500 Shariah TRI			
UTI Nifty500 Shariah Index Fund	78	20.56%	0.00%
Nifty 500 Multicap Infrastructure 50:30:20 TRI			
Tata Nifty500 Multicap Infrastructure 50 30 20 Index Fund	73	12.95%	-7.06%
Nifty Financial Services TRI			
Tata Nifty Financial Services Index Fund	68	12.83%	-19.11%
Nifty India Railways PSU TRI			
Groww Nifty India Railways PSU Index Fund	55	26.35%	116.54%

NSE Indices and Linked Schemes	AUM (Rs.Crore)	MoM% Change	YoY% Change
Nifty Non-Cyclical Consumer Index TRI			
Groww Nifty Non-Cyclical Consumer Index Fund	42	12.81%	-15.43%
Nifty MidSmall IT and Telecom TRI			
Motilal Oswal Nifty MidSmall IT And Telecom Index Fund	37	12.51%	73.10%
Nifty Total Market Momentum Quality 50 TRI			
Angel One Nifty Total Market Momentum Quality 50 Index Fund	34	11.78%	0.00%
Nifty 500 Low Volatility 50 TRI			
Nippon India Nifty 500 Low Volatility 50 Index Fund	33	9.76%	0.00%
Nifty Smallcap 250 Momentum Quality 100 TRI			
Navi Nifty Smallcap250 Momentum Quality 100 Index Fund	31	15.28%	188.10%
Nifty Top 15 Equal Weight TRI			
ICICI Prudential Nifty Top 15 Equal Weight Index Fund	26	9.92%	0.00%
Nifty MidSmall India Consumption TRI			
Motilal Oswal Nifty MidSmall India Consumption Index Fund	23	18.49%	1.53%
Nifty Healthcare TRI			
DSP Nifty Healthcare Index Fund	19	14.16%	0.00%
Nifty MidSmallcap 400 TRI			
Navi Nifty Midsmallcap 400 Index Fund	9	17.44%	0.00%
Nifty MidSmallcap 400 50:50 Index TRI			
Zerodha Nifty MidSmallcap400 50 50 Index Fund	8	0.00%	0.00%
Nifty PSU Bank TRI			
Groww Nifty PSU Bank Index Fund	7	31.75%	0.00%
Index Funds - Debt			
Nifty PSU Bond Plus SDL Sep 2027 40:60 Index			
ICICI Prudential Nifty PSU Bond Plus SDL Sep 2027 40 60 Index Fund	8,760	-0.71%	-1.38%
Nifty CPSE Bond Plus SDL Sep 2026 50:50 Index			
SBI CPSE Bond Plus SDL Sep 2026 50 50 Index Fund	8,466	0.25%	-7.75%
Nifty SDL Plus PSU Bond Sep 2026 60:40 Index			
Aditya Birla Sun Life Nifty SDL Plus PSU Bond Sep 2026 60 40 Index Fund	7,783	-4.20%	-16.70%
Nifty SDL Apr 2027 Top 12 Equal Weight Index			
Kotak Nifty SDL Apr 2027 Top 12 Equal Weight Index Fund	6,742	-1.22%	-13.20%
Nifty PSU Bond Plus SDL Apr 2026 50:50 Index			
Edelweiss Nifty PSU Bond Plus SDL Apr 2026 50 50 Index Fund	4,821	-19.30%	-36.21%
Nifty SDL Apr 2032 Top 12 Equal Weight Index			
Kotak Nifty SDL Apr 2032 Top 12 Equal Weight Index Fund	3,428	0.00%	14.01%
Nifty SDL Apr 2027 Index			
Aditya Birla Sun Life Nifty SDL Apr 2027 Index Fund	3,289	-1.35%	-15.22%
Nifty AAA CPSE Bond Plus SDL Apr 2027 60:40 Index			
Nippon India Nifty AAA CPSE Bond Plus SDL - Apr 2027 Maturity 60 40 Index Fund	2,989	0.20%	-10.65%
Nifty PSU Bond Plus SDL Apr 2027 50:50 Index			
Edelweiss Nifty PSU Bond Plus SDL Apr 2027 50 50 Index Fund	2,172	-2.10%	-6.79%
Nifty G-Sec Jun 2036 Index			
HDFC Nifty G-Sec Jun 2036 Index Fund	894	-0.70%	4.21%
Nippon India Nifty G-Sec Jun 2036 Maturity Index Fund	785	0.29%	2.08%

NSE Indices and Linked Schemes	AUM (Rs.Crore)	MoM% Change	YoY% Change
Nifty SDL Plus G-Sec Jun 2028 30:70 Index			
DSP Nifty SDL Plus G-Sec Jun 2028 30 70 Index Fund	1,657	-3.02%	-23.53%
Nifty SDL Sep 2027 Index			
ICICI Prudential Nifty SDL Sep 2027 Index Fund	1,449	-1.77%	-19.24%
Aditya Birla Sun Life Nifty SDL Sep 2027 Index Fund	40	-0.13%	9.32%
Nifty G-Sec Dec 2026 Index			
HDFC Nifty G-Sec Dec 2026 Index Fund	1,101	-4.65%	-18.58%
Tata Nifty G-Sec Dec 2026 Index Fund	74	4.01%	-20.56%
Nifty SDL Dec 2028 Index			
ICICI Prudential Nifty SDL Dec 2028 Index Fund	828	-0.85%	-16.60%
Baroda BNP Paribas Nifty SDL December 2028 Index Fund	30	1.91%	5.53%
Nifty G-sec Dec 2030 Index			
ICICI Prudential Nifty G-Sec Dec 2030 Index Fund	815	0.40%	-14.59%
Nifty G-sec Sep 2032 Index			
HDFC Nifty G-Sec Sep 2032 Index Fund	616	0.52%	-5.78%
Invesco India Nifty G-Sec Sep 2032 Index Fund	53	10.90%	1.04%
Nifty SDL Plus AAA PSU Bond Dec 2027 60:40 Index			
Tata Nifty SDL Plus AAA PSU Bond Dec 2027 60 40 Index Fund	642	-9.34%	-25.43%
Nifty G-Sec Jun 2027 Index			
HDFC Nifty G-Sec Jun 2027 Index Fund	640	-3.39%	-14.45%
Nifty G-Sec July 2031 Index			
HDFC Nifty G-Sec July 2031 Index Fund	634	-0.63%	-10.81%
Nifty SDL Plus AAA PSU Bond Jul 2028 60:40 Index			
Kotak Nifty SDL Plus AAA PSU Bond Jul 2028 60 40 Index Fund	524	-3.54%	-8.66%
Nifty SDL Jun 2027 Index			
Mirae Asset Nifty SDL Jun 2027 Index Fund	477	-1.23%	-36.79%
Nifty AAA PSU Bond Plus SDL Sep 2026 50:50 Index			
Nippon India Nifty AAA PSU Bond Plus SDL - Sep 2026 Maturity 50 50 Index Fund	376	-0.33%	-8.36%
Nifty G-Sec Sep 2027 Index			
Nippon India Nifty G-Sec Sep 2027 Maturity Index Fund	360	-6.23%	-9.77%
Nifty SDL Plus G-Sec Jun 2028 70:30 Index			
Nippon India Nifty SDL Plus G-Sec - Jun 2028 Maturity 70 30 Index Fund	328	-0.26%	-20.51%
Nifty SDL Sep 2026 Index			
ICICI Prudential Nifty SDL Sep 2026 Index Fund	257	0.31%	2.76%
Axis Nifty SDL September 2026 Debt Index Fund	66	-0.09%	-14.09%
Nifty SDL Plus G-Sec Jun 2029 70:30 Index			
Nippon India Nifty SDL Plus G-Sec - Jun 2029 Maturity 70 30 Index Fund	309	-2.40%	-5.47%
Nifty AAA Financial Services Bond Mar 2028 Index			
Kotak Nifty AAA Bond Financial Services Mar 2028 Index Fund	210	-2.64%	0.00%
Nifty SDL Jul 2033 Index			
Kotak Nifty SDL Jul 2033 Index Fund	192	0.01%	-9.85%
Nifty SDL Oct 2026 Index			
HDFC Nifty SDL Oct 2026 Index Fund	183	-1.01%	-8.63%
Nifty SDL December 2026 Index			
Baroda BNP Paribas Nifty SDL December 2026 Index Fund	175	32.42%	44.92%

NSE Indices and Linked Schemes	AUM (Rs.Crore)	MoM% Change	YoY% Change
Nifty G-Sec Apr 2029 Index			
HDFC Nifty G-Sec Apr 2029 Index Fund	166	0.03%	-2.03%
Nifty G-Sec Dec 2029 Index			
Tata Nifty G-Sec Dec 2029 Index Fund	135	0.79%	-26.73%
Nifty G-Sec Oct 2028 Index			
Nippon India Nifty G-Sec Oct 2028 Maturity Index Fund	125	-0.61%	-11.13%
Nifty SDL Plus AAA PSU Bond Apr 2026 75:25 Index			
UTI Nifty SDL Plus AAA PSU Bond Apr 2026 75 25 Index Fund	118	-30.88%	-32.31%
Nifty SDL Jul 2026 Index			
Kotak Nifty SDL Jul 2026 Index Fund	96	-1.43%	-5.89%
Nifty SDL Plus G-Sec Sep 2027 50:50 Index			
DSP Nifty SDL Plus G-Sec Sep 2027 50 50 Index Fund	90	0.21%	5.66%
Nifty G-sec Jul 2027 Index			
Invesco India Nifty G-sec Jul 2027 Index Fund	81	-0.20%	13.91%
Nifty AAA PSU Bond Plus SDL Apr 2026 50:50 Index			
Mirae Asset Nifty AAA PSU Bond Plus SDL Apr 2026 50 50 Index Fund	71	-2.90%	-19.26%
Nifty SDL June 2028 Index			
Mirae Asset Nifty SDL June 2028 Index Fund	69	-2.25%	-5.43%
Nifty SDL Plus G-Sec Jun 2027 40 60 Index			
HDFC NIFTY SDL Plus G-Sec Jun 2027 40 60 Index Fund	48	-0.54%	0.16%
Nifty SDL Plus AAA PSU Bond Apr 2028 75:25 Index			
UTI Nifty SDL Plus AAA PSU Bond Apr 2028- 75 25 Index Fund	33	-3.92%	-22.61%
Nifty 8-13 yr G-Sec index			
JioBlackRock Nifty 8-13 yr G-Sec Index Fund	30	2.34%	0.00%
Nifty G-sec July 2033 Index			
Kotak Nifty G-Sec July 2033 Index Fund	21	7.08%	2.40%
Nifty Short Duration G-Sec TRI			
Zerodha Nifty Short Duration G-Sec Index Fund	14	1.84%	0.00%
Index Funds - Hybrid			
Nifty LargeMidcap250 Plus 8-13 yr G-Sec 70:30 TRI			
Edelweiss Nifty LargeMidcap250 Plus 8-13yr G-Sec 70 30 Index Fund	42	0.00%	0.00%
Zerodha Nifty LargeMidcap250 Plus 8-13 Yr G-Sec 70 30 Index Fund	15	0.00%	0.00%



About NSE Indices Limited

NSE Indices Limited (formerly known as India Index Services & Products Ltd. - IISL), a subsidiary of NSE, provides a variety of indices and index related services for the capital markets. The company focuses on the index as a core product. The company owns and manages a portfolio of indices under the Nifty brand of NSE, including the flagship index, the Nifty 50. Nifty equity indices comprise of broad-based benchmark indices, sectoral indices, strategy indices, thematic indices and customised indices. NSE Indices Limited also maintains fixed income indices based on Government of India securities, corporate bonds, money market instruments and hybrid indices. Many investment products based on Nifty indices have been developed within India and abroad. These include index based derivatives traded on NSE and NSE International Exchange IFSC Limited (NSE IX) and a number of index funds and exchange traded funds. The flagship 'Nifty 50' index is widely tracked and traded as the benchmark for Indian Capital Markets.

CONTACT

 indices@nse.co.in  +91 22 26598386

 8th floor, Tower 4, Equinox Business Park, LBS Road, Kurla West, Mumbai - 400070

Disclaimer: All information contained herewith is provided for reference purpose only. NSE Indices Limited (formerly known as India Index Services & Products Limited-IISL) ensures accuracy and reliability of the above information to the best of its endeavors. However, NSE Indices Limited makes no warranty or representation as to the accuracy, completeness or reliability of any of the information contained herein and disclaim any and all liability whatsoever to any person for any damage or loss of any nature arising from or as a result of reliance on any of the information provided herein. The information contained in this document is not intended to provide any professional advice.

Sources of data: NSE Indices, AMFI, ICRA and MF websites Investments in securities market are subject to market risks, read all the related documents carefully before investing. Invest or should read the Risk Disclosure Document issued by SEBI and relevant Exchanges and the terms & conditions on www.nseindia.com